

TNNT2 antibody

Catalog No: #38195



Package Size: #38195-1 50ul #38195-2 100ul

Orders: order@signalwayantibody.com

Support: tech@signalwayantibody.com

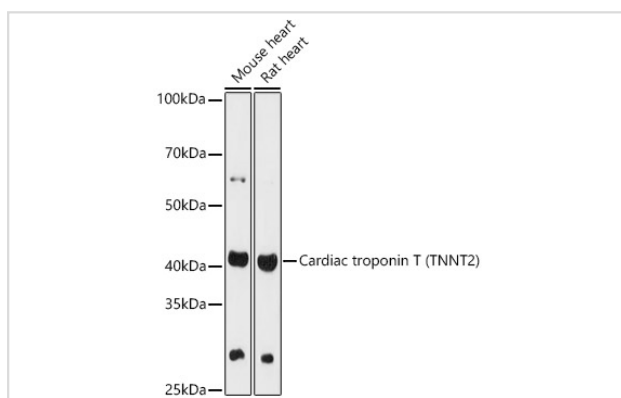
Description

Product Name	TNNT2 antibody
Host Species	Rabbit
Clonality	Polyclonal
Isotype	IgG
Purification	Affinity purification
Applications	WB,IHC,IF
Species Reactivity	Mouse,Rat
Specificity	The antibody detects endogenous level of total TNNT2 protein.
Immunogen Type	Recombinant Protein
Immunogen Description	Recombinant fusion protein of human Cardiac troponin T (Cardiac troponin T (TNNT2)) (NP_001001431.1).
Target Name	TNNT2
Other Names	TNNT2;CMD1D;CMH2;CMPD2;LVNC6;RCM3;TnTC;cTnT;troponin T2
Accession No.	Uniprot:P45379GenelD:7139
SDS-PAGE MW	42KDa
Concentration	1.0mg/ml
Formulation	PBS with 0.02% sodium azide,50% glycerol,pH7.3.
Storage	Store at -20°C. Avoid freeze / thaw cycles.

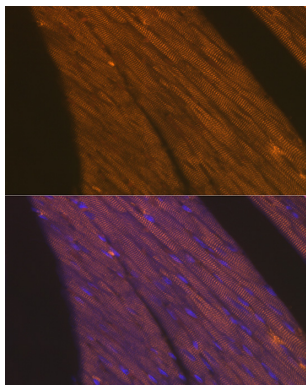
Application Details

WB 1:500 - 1:2000 IHC 1:100 - 1:200 IF 1:50 - 1:200

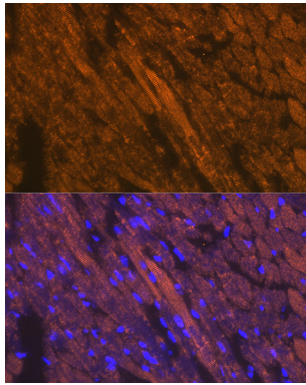
Images



Western blot analysis of extracts of various cell lines, using Cardiac troponin T (TNNT2) antibody.



Immunofluorescence analysis of rat heart cells using Cardiac troponin T (TNNT2) Rabbit pAb.



Immunofluorescence analysis of mouse heart cells using Cardiac troponin T (TNNT2) Rabbit pAb.

Background

The protein encoded by this gene is the tropomyosin-binding subunit of the troponin complex, which is located on the thin filament of striated muscles and regulates muscle contraction in response to alterations in intracellular calcium ion concentration. Mutations in this gene have been associated with familial hypertrophic cardiomyopathy as well as with dilated cardiomyopathy. Transcripts for this gene undergo alternative splicing that results in many tissue-specific isoforms, however, the full-length nature of some of these variants has not yet been determined.

Note: This product is for in vitro research use only and is not intended for use in humans or animals.