

MMP9 antibody

Catalog No: #38359

Package Size: #38359-1 50ul #38359-2 100ul

Orders: order@signalwayantibody.comSupport: tech@signalwayantibody.com

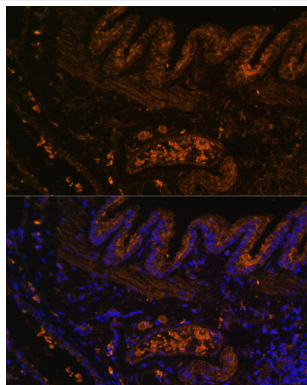
Description

Product Name	MMP9 antibody
Host Species	Rabbit
Clonality	Polyclonal
Purification	Antibodies were purified by affinity purification using immunogen.
Applications	WB,IF
Species Reactivity	Human,Mouse,Rat
Specificity	The antibody detects endogenous level of total MMP9 protein.
Immunogen Type	Peptide
Immunogen Description	A synthetic peptide of human MMP9.
Target Name	MMP9
Other Names	CLG4B; GELB; MMP-9;
Accession No.	Swiss-Prot#: P14780NCBI Gene ID: 4318
SDS-PAGE MW	78kd
Concentration	1.0mg/ml
Formulation	Supplied at 1.0mg/mL in phosphate buffered saline (without Mg ²⁺ and Ca ²⁺), pH 7.4, 150mM NaCl, 0.02% sodium azide and 50% glycerol.
Storage	Store at -20°C

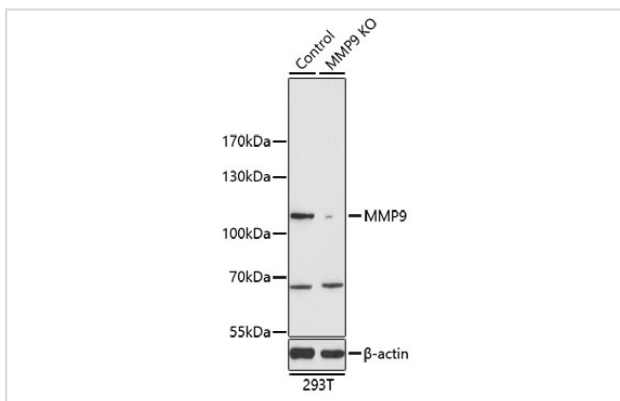
Application Details

WB □ 1:500 - 1:2000IF □ 1:50 - 1:200

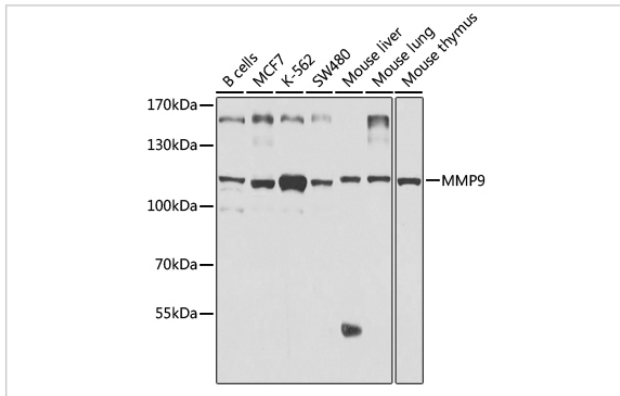
Images



Immunofluorescence analysis of rat lung using MMP9 antibody at dilution of 1:100. Blue: DAPI for nuclear staining.



Western blot analysis of extracts from normal (control) and MMP9 knockout (KO) 293T cells, using MMP9 antibody at 1:1000 dilution.



Western blot analysis of extracts of various cell lines, using MMP9 antibody at 1:1000 dilution.

Background

The matrix metalloproteinases (MMPs) are a family of proteases that target many extracellular proteins including other proteases, growth factors, cell surface receptors and adhesion molecules (1). Among the family members, MMP-2, MMP-3, MMP-7 and MMP-9 have been characterized as important factors for normal tissue remodeling during embryonic development, wound healing, tumor invasion, angiogenesis, carcinogenesis and apoptosis (2-4). MMP activity correlates with cancer development (2). One mechanism of MMP regulation is transcriptional (5). Once synthesized, MMP exists as a latent proenzyme. Maximum MMP activity requires proteolytic cleavage to generate active MMPs by releasing the inhibitory propeptide domain from the full length protein (5).

Published Papers

el at., TGF β 1 mediated Smad signaling pathway and EMT in hepatic fibrosis induced by Nano NiO in vivo and in vitro. In *Environ Toxicol* on 2020 Apr by Zhang Q, Chang X ,et al.. PMID: 31737983, , (2020)

[PMID:31737983](#)

el at., Long non-coding RNA PVT1 promotes tumor progression by regulating the miR-143/HK2 axis In gallbladder cancer. In *Mol Cancer* on 2019 Mar 2 by Chen J, Yu Y, et al.. PMID: 30825877, , (2019)

[PMID:30825877](#)

el at., A thiazole-derived oridonin analogue exhibits antitumor activity by directly and allosterically inhibiting STAT3. In *J Biol Chem* on 2019 Nov 15; by Shen X, Zhao L, et al.. PMID:31594861, , (2019)

[PMID:31594861](#)

Note: This product is for in vitro research use only and is not intended for use in humans or animals.