

## NTRK1 antibody

Catalog No: #38361

Package Size: #38361-1 50ul #38361-2 100ul

Orders: [order@signalwayantibody.com](mailto:order@signalwayantibody.com)Support: [tech@signalwayantibody.com](mailto:tech@signalwayantibody.com)

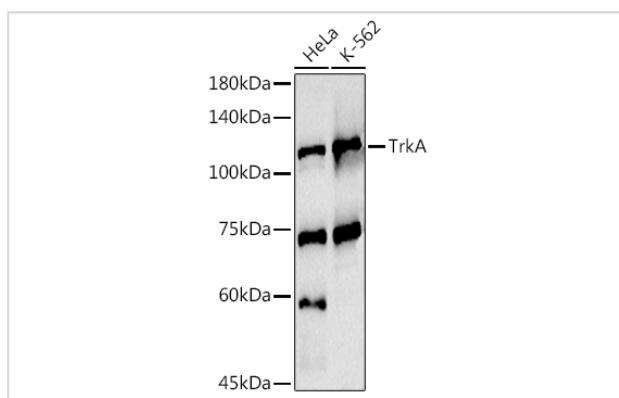
## Description

Product Name	NTRK1 antibody
Host Species	Rabbit
Clonality	Polyclonal
Isotype	IgG
Purification	Affinity purification
Applications	WB,IHC
Species Reactivity	Human,Mouse,Rat
Specificity	The antibody detects endogenous level of total NTRK1 protein.
Immunogen Type	Peptide
Immunogen Description	Recombinant fusion protein of human TrkA (NP_002520.2).
Target Name	NTRK1
Other Names	NTRK1;MTC;TRK;TRK1;TRKA;Trk-A;p140-TrkA
Accession No.	Uniprot:P04629GeneID:4914
SDS-PAGE MW	120kDa
Concentration	1.0mg/ml
Formulation	PBS with 0.02% sodium azide,50% glycerol,pH7.3.
Storage	Store at -20°C. Avoid freeze / thaw cycles.

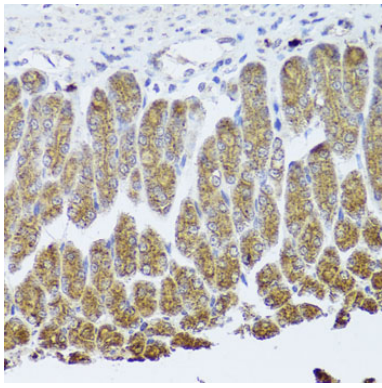
## Application Details

WB □ 1:500 - 1:2000 IHC □ 1:50 - 1:200

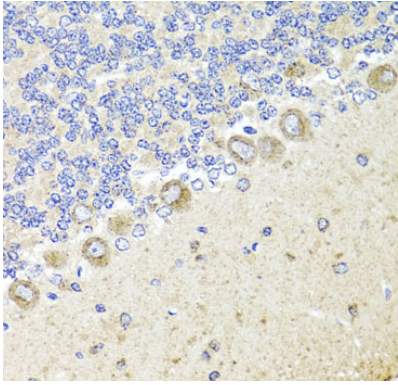
## Images



Western blot analysis of extracts of various cell lines, using TrkA antibody.



Immunohistochemistry of paraffin-embedded mouse stomach using TrkA Antibody.



Immunohistochemistry of paraffin-embedded rat cerebellum using TrkA Antibody.

## Background

This gene encodes a member of the neurotrophic tyrosine kinase receptor (NTRK) family. This kinase is a membrane-bound receptor that, upon neurotrophin binding, phosphorylates itself and members of the MAPK pathway. The presence of this kinase leads to cell differentiation and may play a role in specifying sensory neuron subtypes. Mutations in this gene have been associated with congenital insensitivity to pain, anhidrosis, self-mutilating behavior, mental retardation and cancer. Alternate transcriptional splice variants of this gene have been found, but only three have been characterized to date.

Note: This product is for in vitro research use only and is not intended for use in humans or animals.