

## NFkB2 antibody

Catalog No: #38583

Package Size: #38583-1 50ul #38583-2 100ul

Orders: [order@signalwayantibody.com](mailto:order@signalwayantibody.com)Support: [tech@signalwayantibody.com](mailto:tech@signalwayantibody.com)

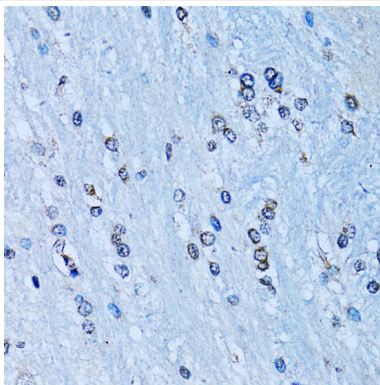
## Description

Product Name	NFkB2 antibody
Host Species	Rabbit
Clonality	Polyclonal
Purification	Antibodies were purified by affinity purification using immunogen.
Applications	WB,IHC,IF
Species Reactivity	Human,Mouse,Rat
Specificity	The antibody detects endogenous level of total NFkB2 protein.
Immunogen Type	Peptide
Immunogen Description	A synthetic peptide of human NFkB2.
Target Name	NFkB2
Other Names	p52; p105; H2TF1; LYT10; LYT-10; NF-kB2;
Accession No.	Swiss-Prot#: Q00653NCBI Gene ID: 4791
SDS-PAGE MW	97kd
Concentration	1.0mg/ml
Formulation	Supplied at 1.0mg/mL in phosphate buffered saline (without Mg <sup>2+</sup> and Ca <sup>2+</sup> ), pH 7.4, 150mM NaCl, 0.02% sodium azide and 50% glycerol.
Storage	Store at -20°C

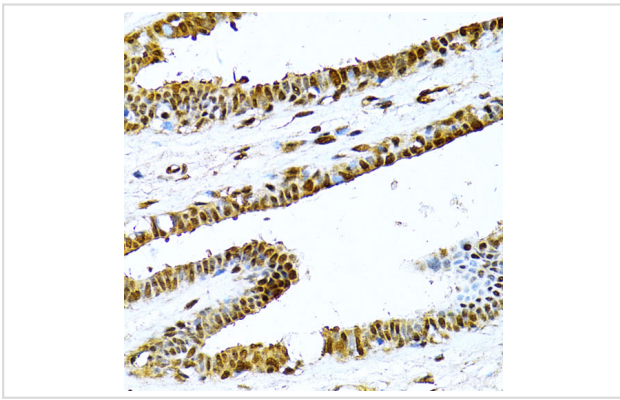
## Application Details

Western blotting: □ 1:500 - 1:2000

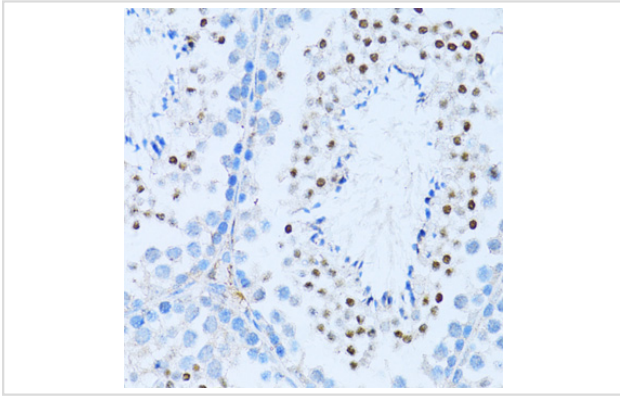
## Images



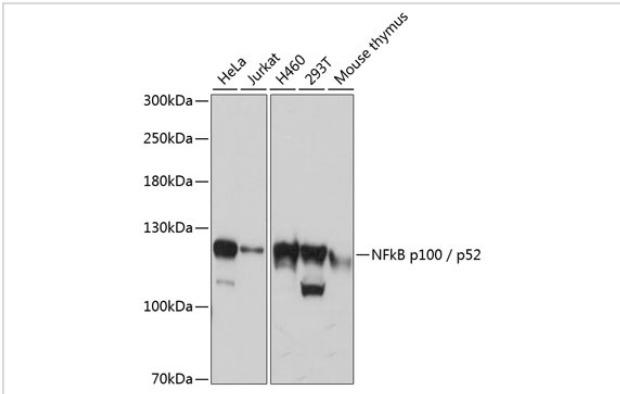
Immunohistochemistry of paraffin-embedded rat brain using NFkB p100 / p52 antibody at dilution of 1:100 (40x lens).



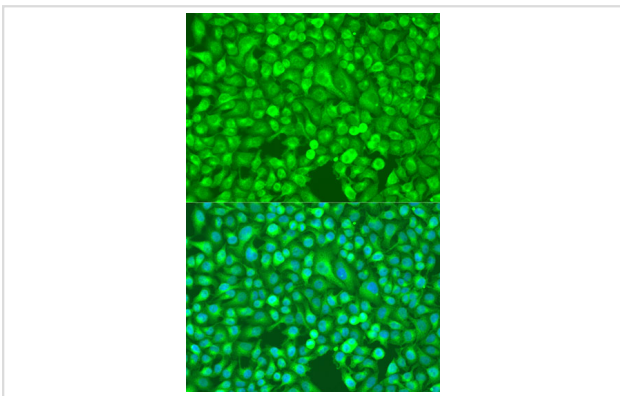
Immunohistochemistry of paraffin-embedded human breast using NFkB p100 / p52 antibody at dilution of 1:100 (40x lens).



Immunohistochemistry of paraffin-embedded mouse testis using NFkB p100 / p52 antibody at dilution of 1:100 (40x lens).



Western blot analysis of extracts of various cell lines, using NFkB p100 / p52 antibody at 1:3000 dilution.



Immunofluorescence analysis of U2OS cells using NFkB p100 / p52 antibody at dilution of 1:100. Blue: DAPI for nuclear staining.

## Background

This gene encodes one of the subunits of the transcription factor complex nuclear factor-kappa-B (NFkB). The NFkB transcription factor complex is expressed in numerous cell types and functions as a central activator of genes involved in inflammation and immune function. The NFkB complex can consist of different subunits that form both homo- or heterodimers which bind specific kappa-B elements in target genes. This gene encodes the p100 subunit that is processed into the active p52 subunit. This protein can function as both a transcriptional activator and repressor, depending on its dimer partner. Alternate splicing results in both coding and non-coding variants.

---

Note: This product is for in vitro research use only and is not intended for use in humans or animals.