

JAK1 Polyclonal Antibody

Catalog No: #41080



Package Size: #41080-1 50ul #41080-2 100ul

Orders: order@signalwayantibody.comSupport: tech@signalwayantibody.com

Description

Product Name	JAK1 Polyclonal Antibody
Host Species	Rabbit
Clonality	Polyclonal
Purification	The antibody was affinity-purified from rabbit antiserum by affinity-chromatography using epitope-specific immunogen.
Applications	WB IHC ELISA IF
Species Reactivity	Hu Ms Rt
Specificity	JAK1 Polyclonal Antibody detects endogenous levels of JAK1 protein.
Immunogen Description	Synthesized peptide derived from human JAK1 around the non-phosphorylation site of Y1022.
Target Name	JAK1
Other Names	JAK1; JAK1A; JAK1B; Tyrosine-protein kinase JAK1; Janus kinase 1; JAK-1
Accession No.	Swiss-Prot: P23458NCBI Gene ID: 3716
SDS-PAGE MW	132kd
Concentration	1mg/ml
Formulation	Liquid in PBS containing 50% glycerol, 0.5% BSA and 0.02% sodium azide.
Storage	Store at -20°C/1 year

Application Details

Western Blot: 1/500 - 1/2000.

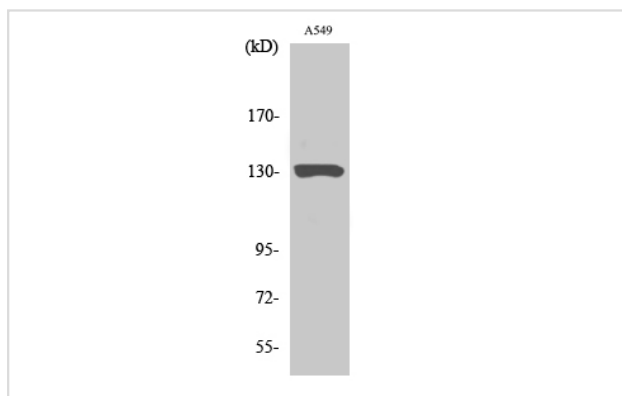
Immunohistochemistry: 1/100 - 1/300.

IF: 1:50-200

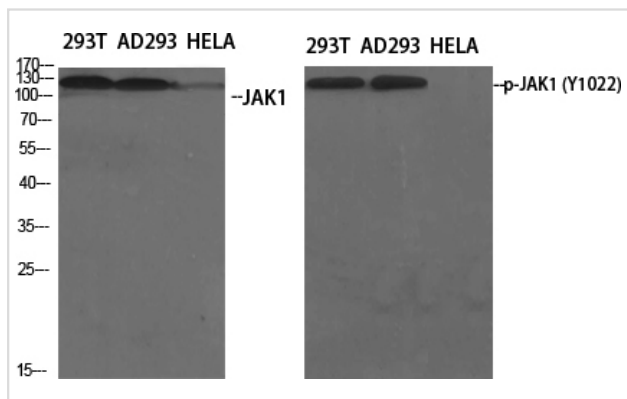
ELISA: 1/10000.

Not yet tested in other applications.

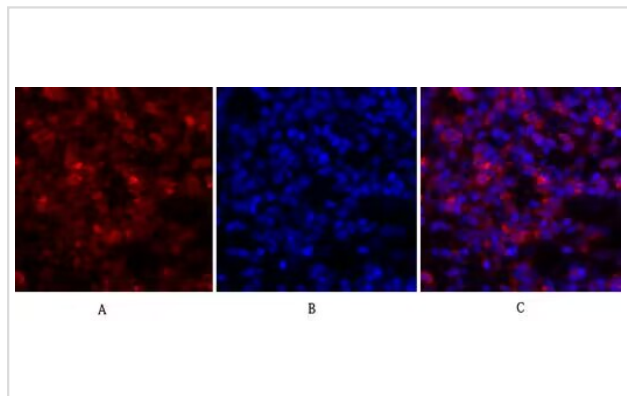
Images



Western Blot analysis of A549 cells using JAK1 Polyclonal Antibody



Western Blot analysis of 293T AD293 HELA cells using JAK1 Polyclonal Antibody



Immunofluorescence analysis of rat-lung tissue.

Note: This product is for in vitro research use only and is not intended for use in humans or animals.