

DHX58 Antibody

Catalog No: #48413



Package Size: #48413-1 50ul #48413-2 100ul

Orders: order@signalwayantibody.com
Support: tech@signalwayantibody.com

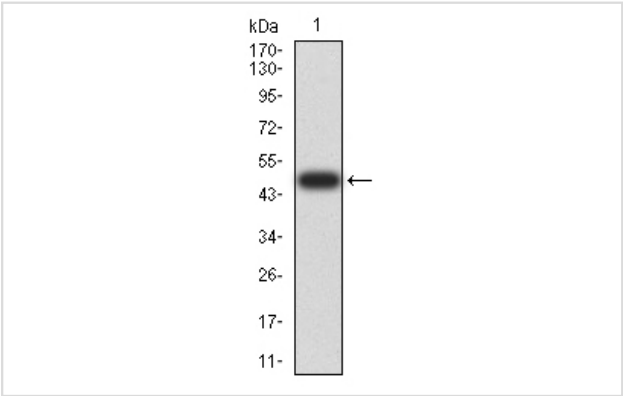
Description

Product Name	DHX58 Antibody
Host Species	Mouse
Clonality	Monoclonal
Clone No.	A3-A6
Purification	ProA affinity purified
Applications	WB, FC
Species Reactivity	Hu
Immunogen Description	Recombinant protein
Other Names	D11LGP2 antibody D11lgp2e antibody DEXH (Asp Glu X His) box polypeptide 58 antibody DEXH box polypeptide 58 antibody DHX 58 antibody DHX58 antibody DHX58_HUMAN antibody LGP 2 antibody LGP2 antibody Ortholog of mouse D11lgp2 antibody Probable ATP dependent helicase LGP2 antibody Probable ATP dependent RNA helicase DHX58 antibody Probable ATP-dependent helicase LGP2 antibody Probable ATP-dependent RNA helicase DHX58 antibody Protein D11Lgp2 homolog antibody RIG-I-like receptor LGP2 antibody RLR antibody RNA helicase LGP2 antibody
Accession No.	Swiss-Prot#:Q96C10
Calculated MW	77 kDa
Formulation	1*TBS (pH7.4), 1%BSA, 40%Glycerol. Preservative: 0.05% Sodium Azide.
Storage	Store at -20°C


Application Details

WB: 1:500-1:2,000FC: 1:50-1:200

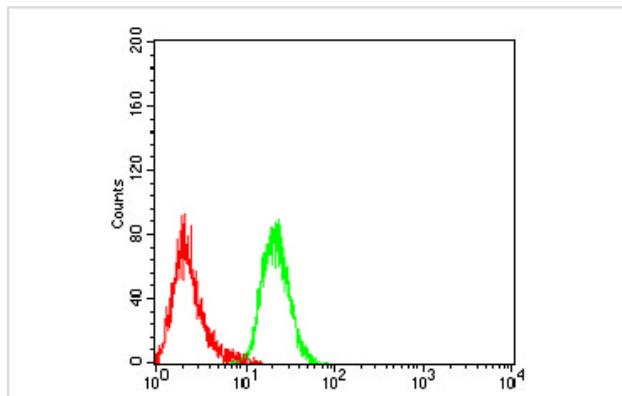
Images



Western blot analysis of DHX58 on human DHX58 recombinant protein using anti-DHX58 antibody at 1/1,000 dilution.



Western blot analysis of DHX58 on HEK293 (1) and DHX58-hlgGfc transfected HEK293 (2) cell lysate using anti-DHX58 antibody at 1/1,000 dilution.



Flow cytometric analysis of HeLa cells with DHX58 antibody at 1/100 dilution (green) compared with an unlabelled control (cells without incubation with primary antibody; red).

Background

Helicases are enzymes that catalyze the separation of double stranded DNA or RNA by utilizing ATP. LGP2, also known as probable ATP-dependent RNA helicase DHX58, is a 678 amino acid protein belonging to the helicase family. LGP2 acts as a negative regulator of host innate immune defense against viruses by binding dsRNA produced during viral replication. The repressor domain of LGP2 binds to RIG-I, a signaling protein involved in host defenses against hepatitis C virus (HCV). By preventing RIG-I multimerization, LGP2 negatively regulates RIG-I-mediated signaling. Localized to the cytoplasm, LGP2 contains one helicase ATP-binding domain and one helicase C-terminal domain.

References

1. Childs KS ?et al.?LGP2 plays a critical role in sensitizing mda-5 to activation by double-stranded RNA.PLoS One?8:e64202 (2013).
2. Childs K ?et al.?Paramyxovirus V proteins interact with the RNA Helicase LGP2 to inhibit RIG-I-dependent interferon induction.?J Virol?86:3411-21 (2012).

Note: This product is for in vitro research use only and is not intended for use in humans or animals.