

JARID2 Antibody

Catalog No: #48422



Package Size: #48422-1 50ul #48422-2 100ul

Orders: order@signalwayantibody.com
Support: tech@signalwayantibody.com

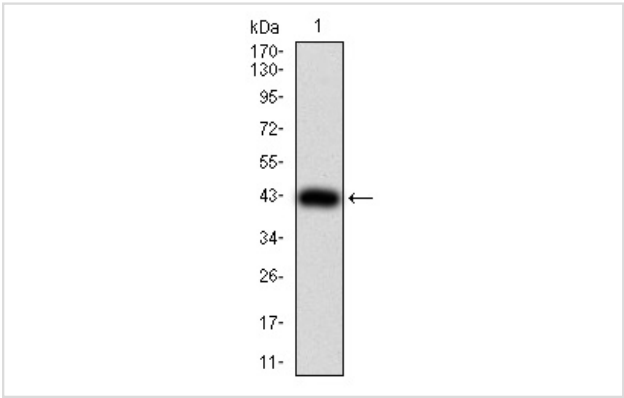
Description

Product Name	JARID2 Antibody
Host Species	Mouse
Clonality	Monoclonal
Purification	ProA affinity purified
Applications	WB, ICC, FC
Species Reactivity	Hu
Immunogen Description	Recombinant protein
Other Names	JARD2 antibody JARD2_HUMAN antibody JARID2 antibody JMJ antibody Jumonji AT rich interactive domain 2 antibody Jumonji homolog antibody Jumonji like protein antibody Jumonji protein antibody Jumonji/ARID domain containing protein 2 antibody Jumonji/ARID domain-containing protein 2 antibody Protein Jumonji antibody
Accession No.	Swiss-Prot#:Q92833
Calculated MW	139 kDa
Formulation	1*TBS (pH7.4), 1%BSA, 40%Glycerol. Preservative: 0.05% Sodium Azide.
Storage	Store at -20°C

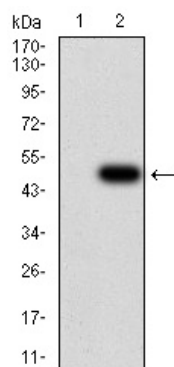
Application Details

WB: 1:500-1:2,000ICC: 1:50-1:200 FC: 1:100-1:200

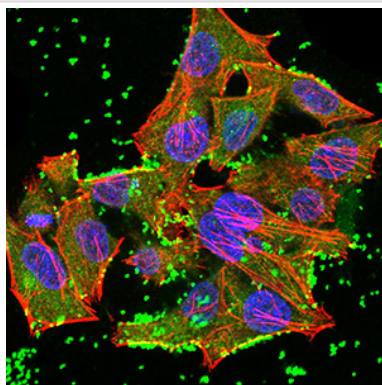
Images



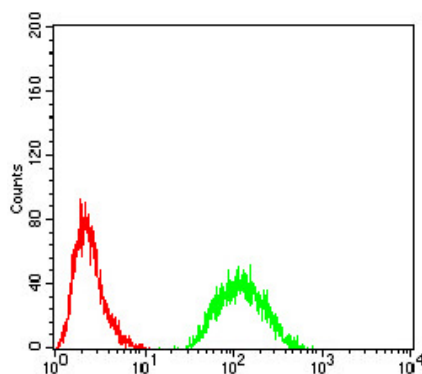
Western blot analysis of JARID2 on human JARID2 recombinant protein using anti-JARID2 antibody at 1/1,000 dilution.



Western blot analysis of JARID2 on HEK293 (1) and JARID2-hlgGfc transfected HEK293 (2) cell lysate using anti-JARID2 antibody at 1/1,000 dilution.



ICC staining JARID2 (green) and Actin filaments (red) in HeLa cells. The nuclear counter stain is DAPI (blue). Cells were fixed in paraformaldehyde, permeabilised with 0.25% Triton X100/PBS.



Flow cytometric analysis of HeLa cells with JARID2 antibody at 1/100 dilution (green) compared with an unlabelled control (cells without incubation with primary antibody; red).

Background

Regulator of histone methyltransferase complexes that plays an essential role in embryonic development, including heart and liver development, neural tube fusion process and hematopoiesis. Acts by modulating histone methyltransferase activity and promoting the recruitment of histone methyltransferase complexes to their target genes. Binds DNA and mediates the recruitment of the PRC2 complex to target genes in embryonic stem cells. Does not have histone demethylase activity but regulates activity of various histone methyltransferase complexes. In embryonic stem cells, it associates with the PRC2 complex and inhibits trimethylation of 'Lys-27' of histone H3 (H3K27me3) by the PRC2 complex, thereby playing a key role in differentiation of embryonic stem cells and normal development. In cardiac cells, it is required to repress expression of cyclin-D1 (CCND1) by activating methylation of 'Lys-9' of histone H3 (H3K9me) by the GLP1/EHMT1 and G9a/EHMT2 histone methyltransferases. Also acts as a transcriptional repressor of ANF via its interaction with GATA4 and NKX2-5. Participates in the negative regulation of cell proliferation signaling.

References

1. Nguyen K ?et al.?Multiple Histone Lysine Methyltransferases Are Required for the Establishment and Maintenance of HIV-1 Latency.?MBio?8:N/A (2017).
2. Puda A et al. Frequent deletions of JARID2 in leukemic transformation of chronic myeloid malignancies.Am J Hematol 87(3):245-50 (2012).

Note: This product is for in vitro research use only and is not intended for use in humans or animals.