

PERP Rabbit mAb

Catalog No: #49745

Package Size: #49745-1 50ul #49745-2 100ul

Orders: order@signalwayantibody.comSupport: tech@signalwayantibody.com

Description

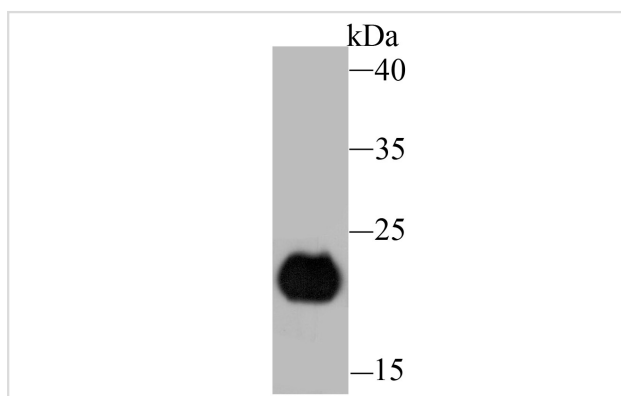
Product Name	PERP Rabbit mAb
Clone No.	JU04-51
Purification	ProA affinity purified
Applications	WB, ICC/IF
Species Reactivity	Human, Mouse, Rat
Immunogen Description	Recombinant protein
Other Names	1110017A08Rik antibody dJ496H19.1 antibody KCP 1 antibody KCP-1 antibody KCP1 antibody Keratinocyte associated protein 1 antibody Keratinocyte-associated protein 1 antibody Keratinocytes associated protein 1 antibody KRTCAP 1 antibody KRTCAP1 antibody p53 apoptosis effector related to PMP 22 antibody p53 apoptosis effector related to PMP-22 antibody p53 apoptosis effector related to PMP22 antibody P53 induced protein PIGPC1 antibody P53-induced protein PIGPC1 antibody Perp antibody PERP TP53 apoptosis effector antibody PERP_HUMAN antibody PIGPC 1 antibody PIGPC1 antibody RP3 496H19.1 antibody THW antibody TP53 apoptosis effector antibody Transmembrane protein THW antibody
Accession No.	Swiss-Prot#:Q96FX8
Calculated MW	21 kDa
Formulation	1*TBS (pH7.4), 1%BSA, 40%Glycerol. Preservative: 0.05% Sodium Azide.
Storage	Store at -20°C

Application Details

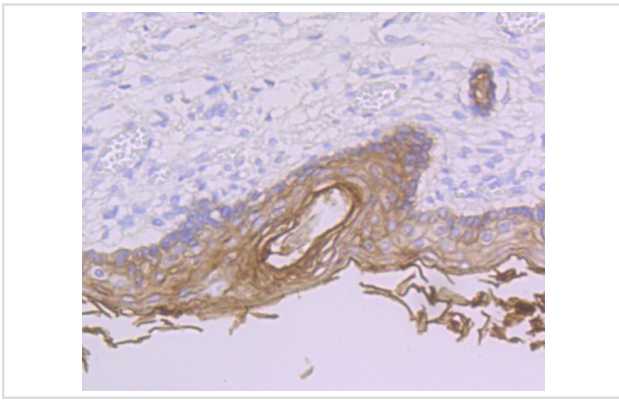
WB: 1:500-1:2,000

IHC: 1:50-1:200

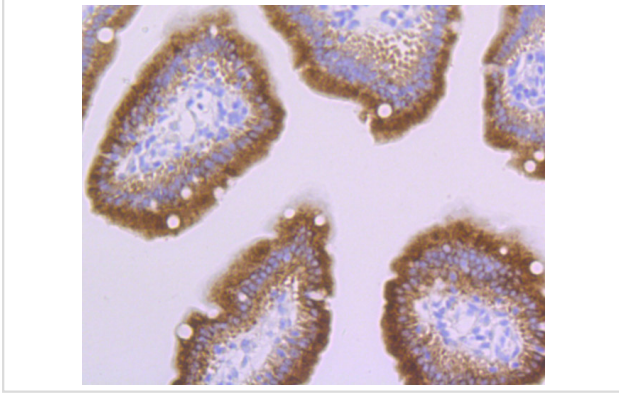
Images



Western blot analysis of PERP on human skin tissue lysate using anti-PERP antibody at 1/1,000 dilution.



Immunohistochemical analysis of paraffin-embedded human skin tissue using anti-PERP antibody. Counter stained with hematoxylin.



Immunohistochemical analysis of paraffin-embedded mouse small intestine tissue using anti-PERP antibody. Counter stained with hematoxylin.

Background

Component of intercellular desmosome junctions. Plays a role in stratified epithelial integrity and cell-cell adhesion by promoting desmosome assembly. Plays a role as an effector in the TP53-dependent apoptotic pathway.

References

1. Bonkobara M et al. Identification of novel genes for secreted and membrane-anchored proteins in human keratinocytes. *Br J Dermatol* 148:654-664 (2003).
2. Otsuki T et al. Signal sequence and keyword trap in silico for selection of full-length human cDNAs encoding secretion or membrane proteins from oligo-capped cDNA libraries. *DNA Res* 12:117-126 (2005).

Note: This product is for in vitro research use only and is not intended for use in humans or animals.