

VE-Cadherin Polyclonal Antibody

Catalog No: #41976

Package Size: #41976-1 50ul #41976-2 100ul

Orders: order@signalwayantibody.comSupport: tech@signalwayantibody.com

Description

Product Name	VE-Cadherin Polyclonal Antibody
Host Species	Rabbit
Clonality	Polyclonal
Purification	The antibody was affinity-purified from rabbit antiserum by affinity-chromatography using epitope-specific immunogen.
Applications	WB ELISA IHC IF/ICC
Species Reactivity	Hu Ms Rt
Specificity	VE-Cadherin Polyclonal Antibody detects endogenous levels of VE-Cadherin protein.
Immunogen Description	Synthesized peptide derived from the Internal region of human VE-Cadherin.
Target Name	VE-Cadherin
Other Names	CDH5; Cadherin-5; 7B4 antigen; Vascular endothelial cadherin; VE-cadherin; CD144
Accession No.	Swiss-Prot: P33151NCBI Gene ID: 1003
SDS-PAGE MW	86kd
Concentration	1mg/ml
Formulation	Liquid in PBS containing 50% glycerol, 0.5% BSA and 0.02% sodium azide.
Storage	Store at -20°C/1 year

Application Details

Western Blot: 1/500 - 1/2000.

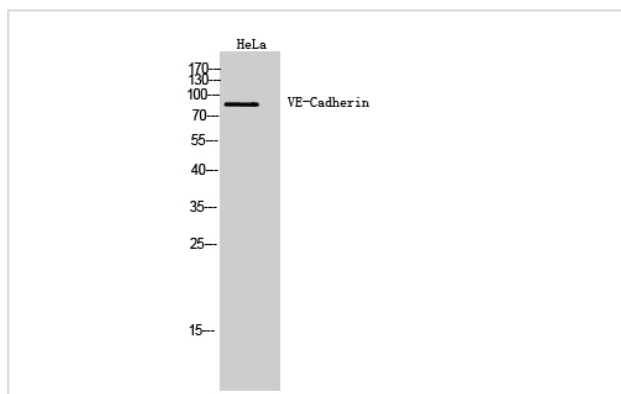
ELISA: 1/10000.

Not yet tested in other applications.

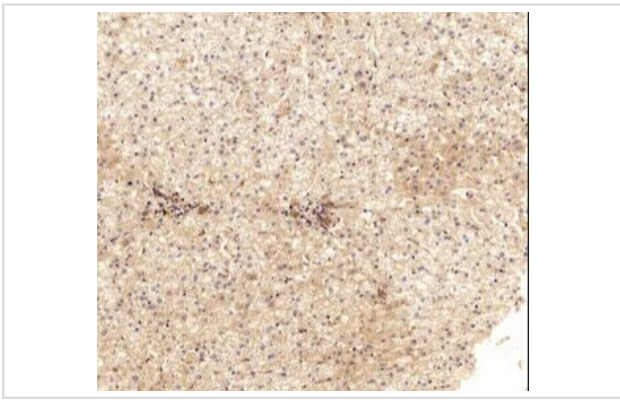
IHC 1:50-300

IF: 1:50-200

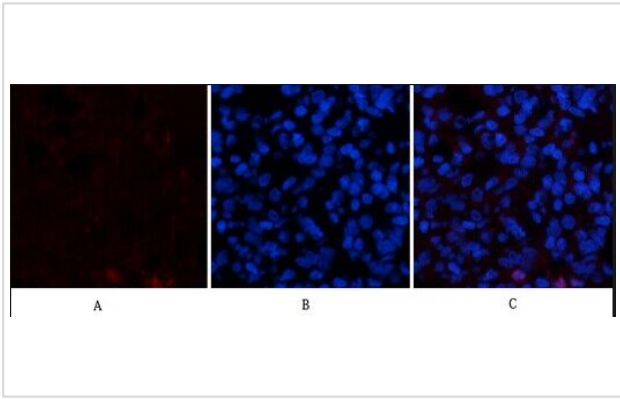
Images



Western Blot analysis of HeLa cells using VE-Cadherin Polyclonal Antibody



Immunohistochemical analysis of paraffin-embedded Human-liver tissue.



Immunofluorescence analysis of human-lung tissue.

Note: This product is for in vitro research use only and is not intended for use in humans or animals.