

## FGR Antibody

Catalog No: #43018



Package Size: #43018-1 50ul #43018-2 100ul

Orders: [order@signalwayantibody.com](mailto:order@signalwayantibody.com)Support: [tech@signalwayantibody.com](mailto:tech@signalwayantibody.com)

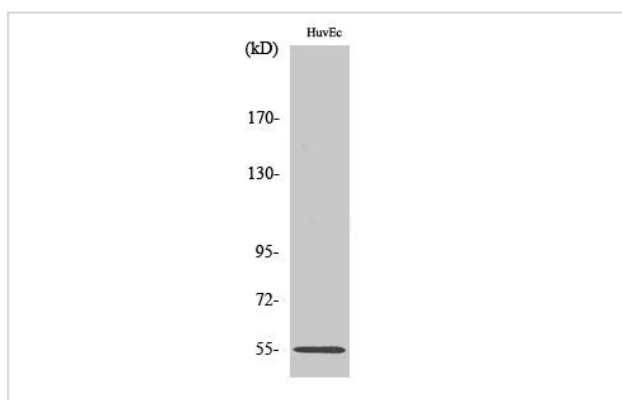
## Description

Product Name	FGR Antibody
Host Species	Rabbit
Clonality	Polyclonal
Purification	Antigen affinity purification.
Applications	WB;IHC;IF
Species Reactivity	Human;Mouse;Rat
Specificity	The antibody detects endogenous levels of FGR protein.
Immunogen Description	Synthetic peptide of human FGR
Target Name	FGR
Other Names	SRC2; c-fgr; c-src2; p55-Fgr; p58-Fgr; p55c-fgr; p58c-fgr
Accession No.	Swiss-Prot#: P09769Gene ID: 2268
Calculated MW	55kD
Concentration	1mg/ml
Formulation	Liquid in PBS containing 50% glycerol, 0.5% BSA and 0.02% sodium azide.
Storage	Store at -20°C

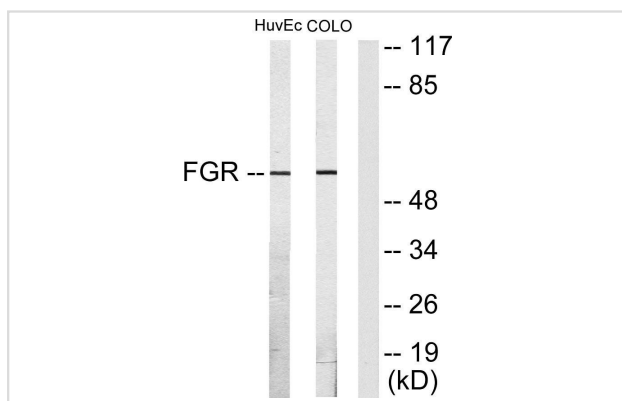
## Application Details

WB 1:500 - 1:2000. IHC 1:100 - 1:300. IF 1:50-200

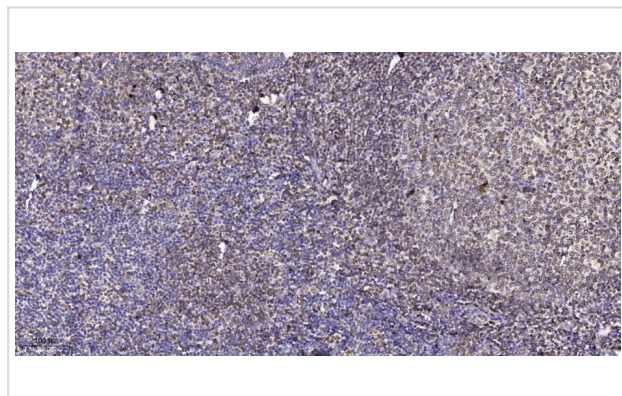
## Images



Western Blot analysis of various cells



Western blot analysis of lysates from HUVEC and COLO205 cells. The lane on the right is blocked with the synthesized peptide.



Immunohistochemical analysis of paraffin-embedded human tonsil. 1, Antibody was diluted at 1:200(4° overnight). 2, Tris-EDTA,pH9.0 was used for antigen retrieval. 3,Secondary antibody was diluted at 1:200(room temperature, 45min).

## Background

This gene is a member of the Src family of protein tyrosine kinases (PTKs). The encoded protein contains N-terminal sites for myristylation and palmylation, a PTK domain, and SH2 and SH3 domains which are involved in mediating protein-protein interactions with phosphotyrosine-containing and proline-rich motifs, respectively. The protein localizes to plasma membrane ruffles, and functions as a negative regulator of cell migration and adhesion triggered by the beta-2 integrin signal transduction pathway. Infection with Epstein-Barr virus results in the overexpression of this gene. Multiple alternatively spliced variants, encoding the same protein, have been identified. [provided by RefSeq, Jul 2008],

Note: This product is for in vitro research use only and is not intended for use in humans or animals.