

XAB2 Antibody

Catalog No: #43799



Package Size: #43799-1 50ul #43799-2 100ul

Orders: order@signalwayantibody.com

Support: tech@signalwayantibody.com

Description

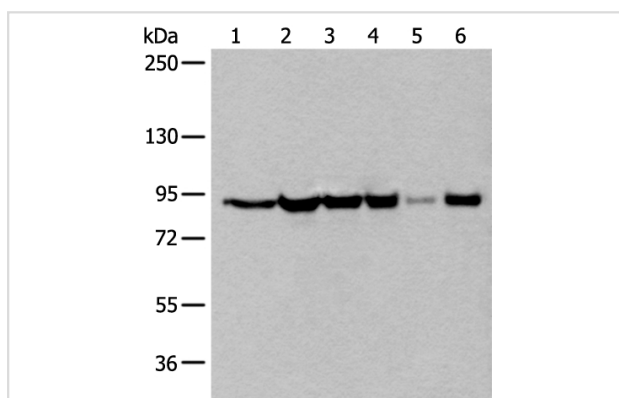
Product Name	XAB2 Antibody
Host Species	Rabbit
Clonality	Polyclonal
Purification	Antigen affinity purification
Applications	IHC WB
Species Reactivity	Hu Ms Rt
Specificity	The antibody detects endogenous levels of total XAB2 protein.
Immunogen Type	peptide
Immunogen Description	Synthetic peptide of human XAB2
Target Name	XAB2
Other Names	HCNP; HCRN; SYF1; NTC90
Accession No.	Swiss-Prot#: Q9HCS7NCBI Gene ID: 56949
Calculated MW	100kd
Concentration	0.7mg/ml
Formulation	Rabbit IgG in pH7.4 PBS, 0.05% NaN ₃ , 40% Glycerol.
Storage	Store at -20°C

Application Details

Western blotting: 1:200-1000

Immunohistochemistry: 1: 20-100

Images



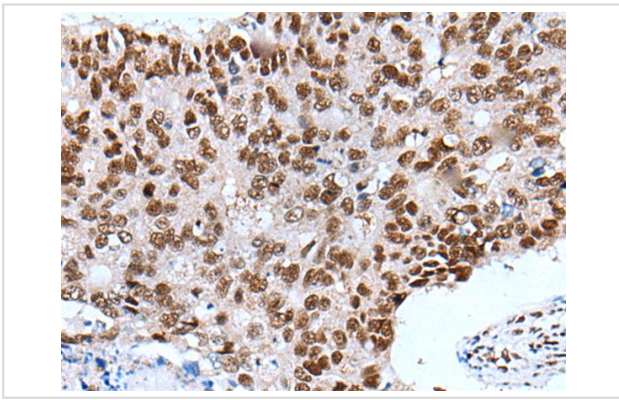
Gel: 6%SDS-PAGE

Lysate: 40 µg, Lane 1-6: A431,K562,Hela,HEPG2,PC3 and 293T cell lysates,

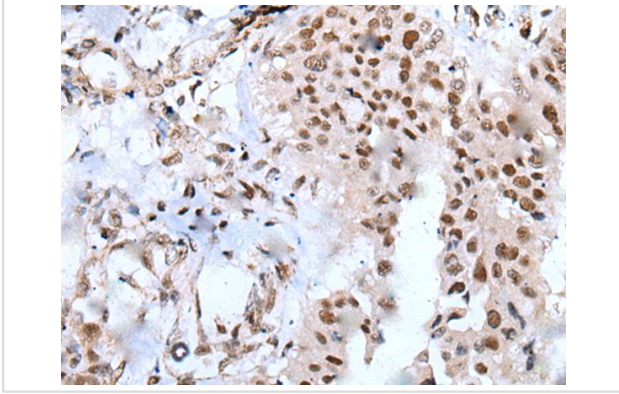
Primary antibody:XAB2 antibody at dilution 1/250,

Secondary antibody: Goat anti rabbit IgG at 1/8000 dilution,

Exposure time: 1 second



The image on the left is immunohistochemistry of paraffin-embedded Human colorectal cancer tissue using XAB2 Antibody at dilution 1/25, on the right is treated with synthetic peptide. (Original magnification: x200)



The image on the left is immunohistochemistry of paraffin-embedded Human liver cancer tissue using XAB2 Antibody at dilution 1/25, on the right is treated with synthetic peptide. (Original magnification: x200)

Background

HCNP, also known as XAB2 (Xeroderma pigmentosum group A (XPA) binding protein 2), HCRN, SYF1 or NTC90, is a nuclear protein that participates in transcription, transcription-coupled repair (TCR) and pre-mRNA splicing. It contains fifteen tetratricopeptide repeat motifs and associates with nucleotide excision repair machinery. More specifically, HCNP associates with Cockayne syndrome group A and B proteins (CSA and CSB), RNA Polymerase II (Pol II) and XPA in response to DNA damage and is believed to function in the TCR pathway. HCNP also functions as an essential component of a pre-mRNA splicing complex of the spliceosome (composed of AQR (aquarius), PRP19, CCDC16, HCNP, ISY1 and Cyclophilin E) and is required for proper RNA synthesis in the cell. In addition, HCNP functions as a component of the RAR corepressor complex with RAR β and HDAC3 and exhibits an inhibitory effect on ATRA-induced cell differentiation. This suggests that HCNP may function as useful target in cancer therapy.

Note: This product is for in vitro research use only and is not intended for use in humans or animals.