

PDGFR α Mouse Monoclonal Antibody(7A3)

Catalog No: #44207

Package Size: #44207-1 50ul #44207-2 100ul

Orders: order@signalwayantibody.comSupport: tech@signalwayantibody.com

Description

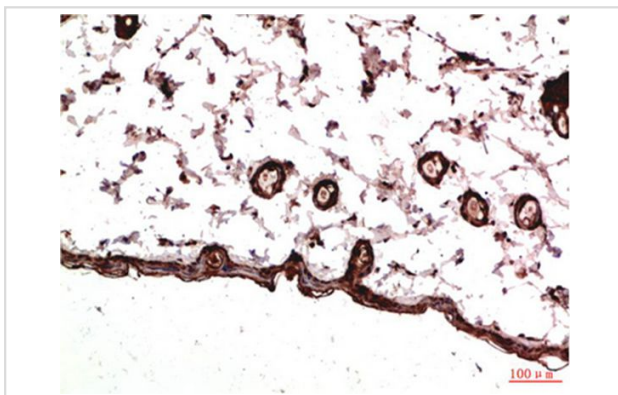
Product Name	PDGFR α Mouse Monoclonal Antibody(7A3)
Host Species	Mouse
Clonality	Monoclonal
Clone No.	7A3
Isotype	IgG1
Applications	IHC IF/ICC
Species Reactivity	Hu Rt Ms
Specificity	PDGFR α Mouse Monoclonal Antibody(7A3) detects endogenous levels of PDGFRA
Immunogen Type	Peptide
Immunogen Description	Synthetic Peptide
Target Name	PDGFR α
Other Names	PDGFRA
Calculated MW	180kd
Concentration	1mg/ml
Formulation	Liquid in PBS containing 50% glycerol, 0.5% BSA and 0.02% sodium azide.
Storage	Store at -20°C/1 year

Application Details

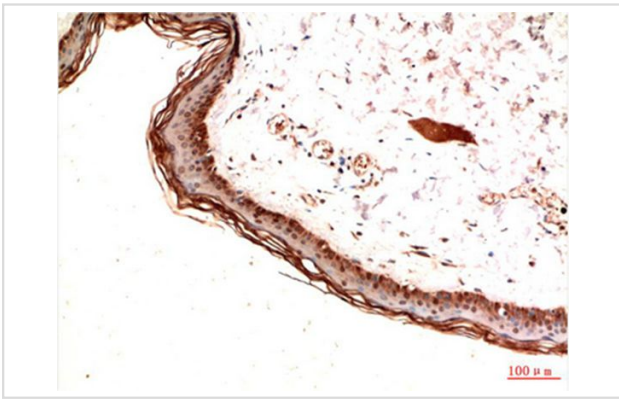
Immunohistochemistry: 1:100-1:200

IF: 1:50-200

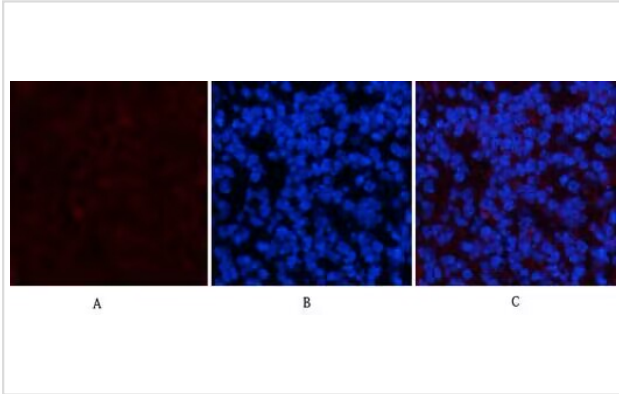
Images



Immunohistochemical analysis of paraffin-embedded Rat Skin Tissue using PDGFR α Mouse mAb diluted at 1:200.



Immunohistochemical analysis of paraffin-embedded Human Skin Tissue using PDGFR a Mouse mAb diluted at 1:200.



Immunofluorescence analysis of mouse-spleen tissue.

Note: This product is for in vitro research use only and is not intended for use in humans or animals.