

# MARCO Polyclonal Antibody

Catalog No: #27273



Package Size: #27273-1 50ul #27273-2 100ul

Orders: [order@signalwayantibody.com](mailto:order@signalwayantibody.com)  
Support: [tech@signalwayantibody.com](mailto:tech@signalwayantibody.com)

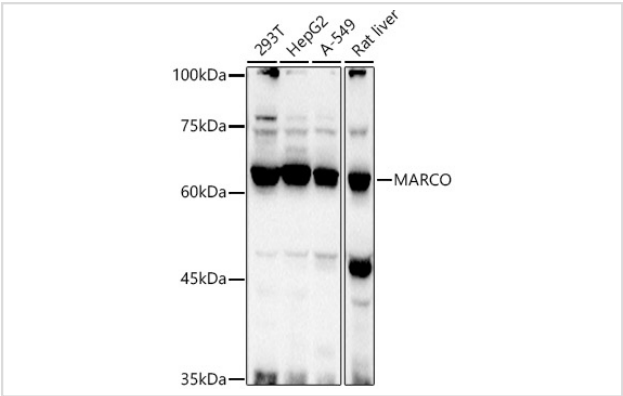
## Description

Product Name	MARCO Polyclonal Antibody
Host Species	Rabbit
Clonality	Polyclonal
Isotype	IgG
Purification	Affinity purification
Applications	WB,IF
Species Reactivity	Human,Mouse,Rat
Immunogen Description	Recombinant fusion protein of human MARCO (NP_006761.1).
Other Names	MARCO;SCARA2;SR-A6
Accession No.	Uniprot:Q9UEW3GenelD:8685
Calculated MW	60kDa
SDS-PAGE MW	64KDa
Formulation	PBS with 0.02% sodium azide,50% glycerol,pH7.3.
Storage	Store at -20°C. Avoid freeze / thaw cycles.

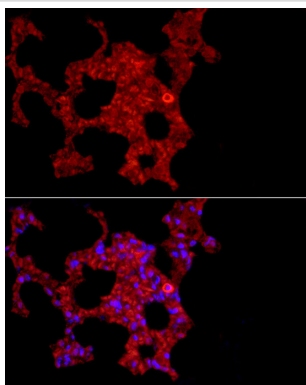
## Application Details

WB 1:500 - 1:1000IF 1:50 - 1:200

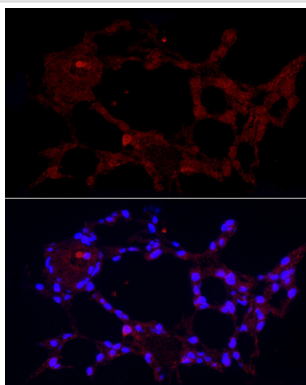
## Images



Western blot analysis of extracts of various cell lines, using MARCO antibody.



Immunofluorescence analysis of rat lung cells using MARCO Rabbit pAb.



Immunofluorescence analysis of mouse lung cells using MARCO Rabbit pAb.

## Background

The protein encoded by this gene is a member of the class A scavenger receptor family and is part of the innate antimicrobial immune system. The protein may bind both Gram-negative and Gram-positive bacteria via an extracellular, C-terminal, scavenger receptor cysteine-rich (SRCR) domain. In addition to short cytoplasmic and transmembrane domains, there is an extracellular spacer domain and a long, extracellular collagenous domain. The protein may form a trimeric molecule by the association of the collagenous domains of three identical polypeptide chains.

**Note:** This product is for in vitro research use only and is not intended for use in humans or animals.