

DHODH Polyclonal Antibody

Catalog No: #27974



Package Size: #27974-1 50ul #27974-2 100ul

Orders: order@signalwayantibody.com

Support: tech@signalwayantibody.com

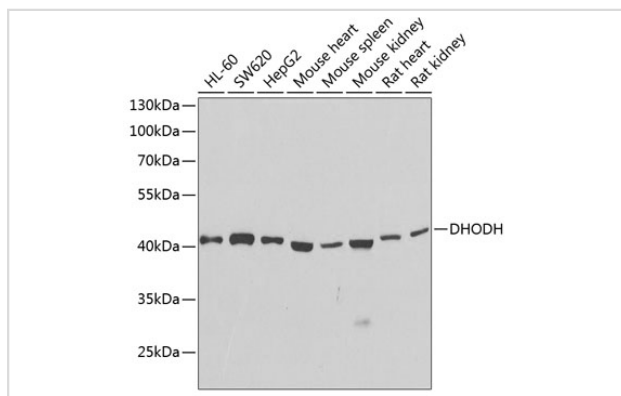
Description

Product Name	DHODH Polyclonal Antibody
Host Species	Rabbit
Clonality	Polyclonal
Isotype	IgG
Purification	Affinity purification
Applications	WB,IHC
Species Reactivity	Hu,Ms,Rt
Immunogen Description	Recombinant fusion protein of human DHODH (NP_001352.2).
Other Names	DHODH; DHOdehase; POADS; URA1; dihydroorotate dehydrogenase (quinone)
Accession No.	Swiss-Prot#:Q02127NCBI Gene ID:1723
Calculated MW	43kDa
Formulation	Avoid freeze / thaw cycles. Buffer: PBS with 50% glycerol, pH7.4.
Storage	Store at -20°C

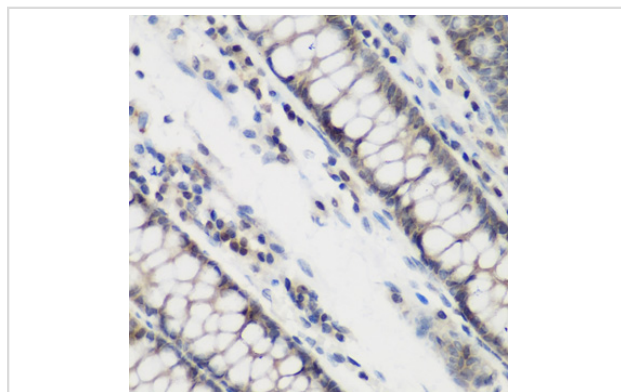
Application Details

WB □ 1:500 - 1:2000 IHC □ 1:50 - 1:200

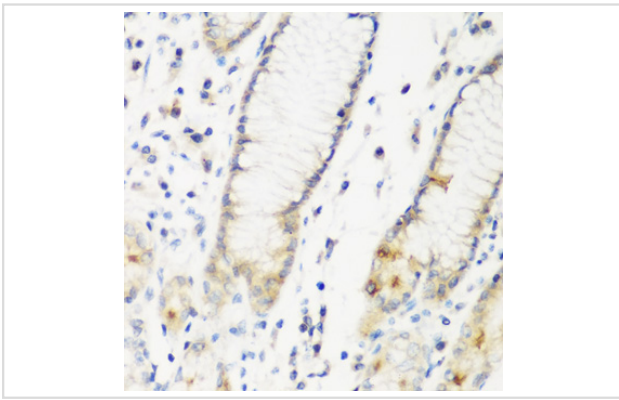
Images



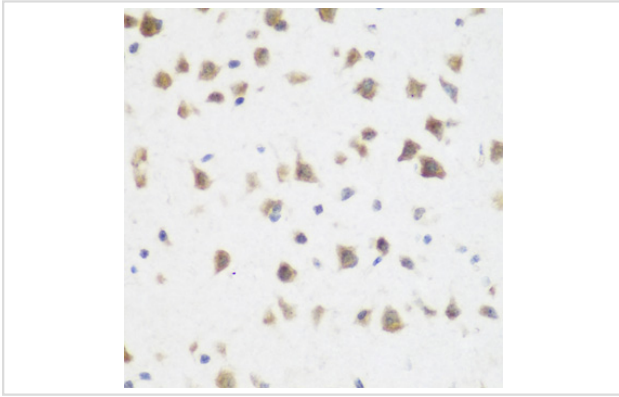
Western blot analysis of extracts of various cell lines, using DHODH antibody.



Immunohistochemistry of paraffin-embedded human colon using DHODH antibody.



Immunohistochemistry of paraffin-embedded human stomach using DHODH antibody.



Immunohistochemistry of paraffin-embedded mouse brain using DHODH antibody.

Background

The protein encoded by this gene catalyzes the fourth enzymatic step, the ubiquinone-mediated oxidation of dihydroorotate to orotate, in de novo pyrimidine biosynthesis. This protein is a mitochondrial protein located on the outer surface of the inner mitochondrial membrane.

Note: This product is for in vitro research use only and is not intended for use in humans or animals.