

DLST Polyclonal Antibody

Catalog No: #27975

Package Size: #27975-1 50ul #27975-2 100ul

Orders: order@signalwayantibody.com

Support: tech@signalwayantibody.com

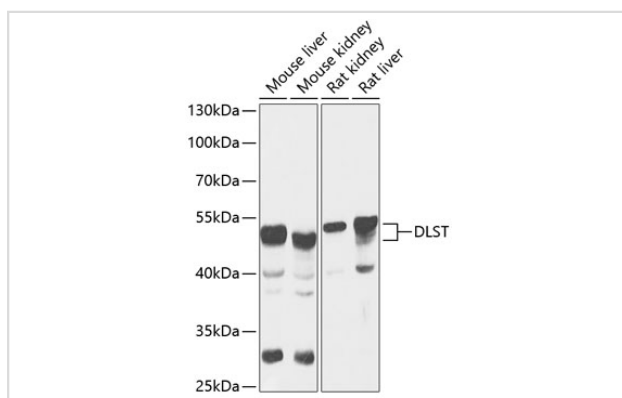
Description

Product Name	DLST Polyclonal Antibody
Host Species	Rabbit
Clonality	Polyclonal
Isotype	IgG
Purification	Affinity purification
Applications	WB,IHC,IF
Species Reactivity	Hu,Ms,Rt
Immunogen Description	Recombinant fusion protein of human DLST (NP_001924.2).
Other Names	DLST; DLTS; dihydrolipoamide S-succinyltransferase
Accession No.	Swiss-Prot#:P36957NCBI Gene ID:1743
Calculated MW	49kDa
Formulation	Avoid freeze / thaw cycles. Buffer: PBS with 50% glycerol, pH7.4.
Storage	Store at -20°C

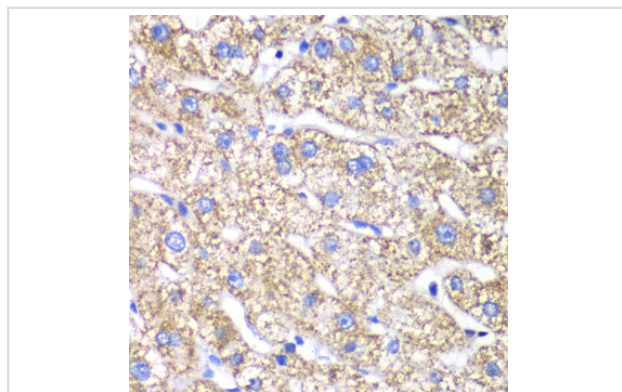
Application Details

WB □ 1:500 - 1:2000 IHC □ 1:50 - 1:100 IF □ 1:50 - 1:100

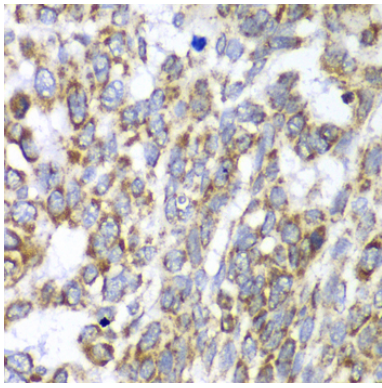
Images



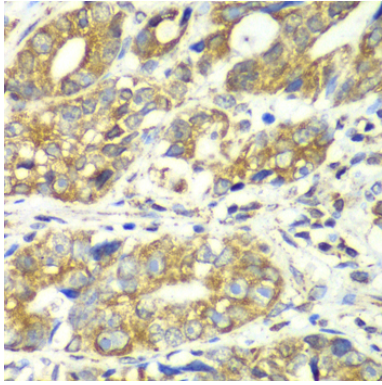
Western blot analysis of extracts of various cell lines, using DLST antibody.



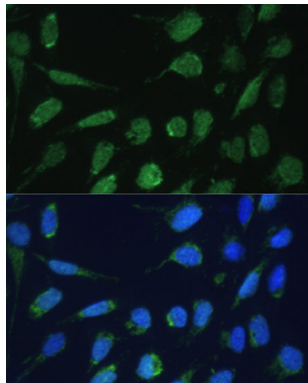
Immunohistochemistry of paraffin-embedded human liver damage using DLST antibody.



Immunohistochemistry of paraffin-embedded human esophageal cancer using DLST antibody.



Immunohistochemistry of paraffin-embedded human gastric cancer using DLST antibody.



Immunofluorescence analysis of U-2 OS cells using DLST Polyclonal Antibody.

Background

This gene encodes a mitochondrial protein that belongs to the 2-oxoacid dehydrogenase family. This protein is one of the three components (the E2 component) of the 2-oxoglutarate dehydrogenase complex that catalyzes the overall conversion of 2-oxoglutarate to succinyl-CoA and CO₂. Alternatively spliced transcript variants have been found for this gene.

Note: This product is for in vitro research use only and is not intended for use in humans or animals.