

ZNRF3 Polyclonal Antibody

Catalog No: #29540



Package Size: #29540-1 50ul #29540-2 100ul

Orders: order@signalwayantibody.com

Support: tech@signalwayantibody.com

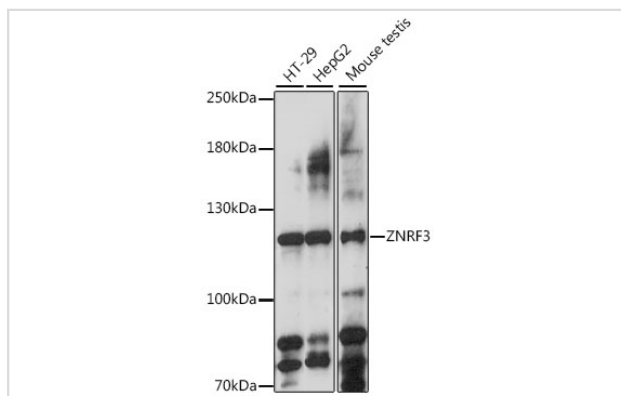
Description

| | |
|-----------------------|---|
| Product Name | ZNRF3 Polyclonal Antibody |
| Host Species | Rabbit |
| Clonality | Polyclonal |
| Isotype | IgG |
| Purification | Affinity purification |
| Applications | WB,IHC |
| Species Reactivity | Hu,Ms,Rt |
| Immunogen Description | A synthetic peptide of human ZNRF3 (NP_115549.2). |
| Other Names | ZNRF3; BK747E2.3; RNF203; zinc and ring finger 3 |
| Accession No. | Swiss-Prot#:Q9ULT6NCBI Gene ID:84133 |
| Calculated MW | 120kDa |
| Formulation | Avoid freeze / thaw cycles. Buffer: PBS with 50% glycerol, pH7.4. |
| Storage | Store at -20°C |

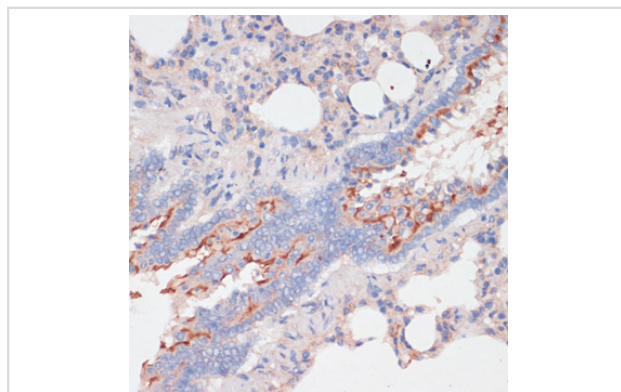
Application Details

WB 1:500 - 1:2000 IHC 1:50 - 1:200

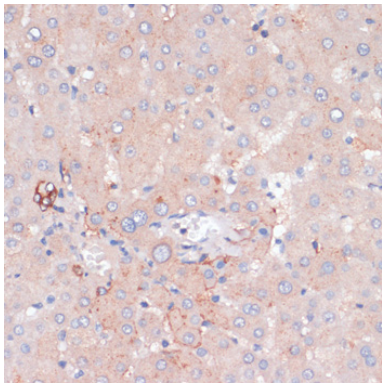
Images



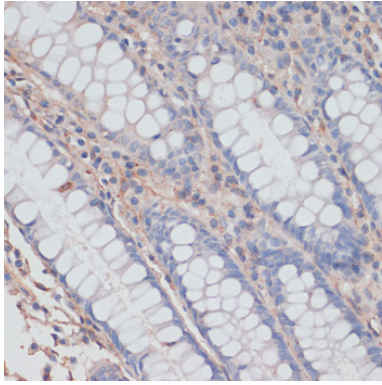
Western blot analysis of extracts of various cell lines, using ZNRF3 antibody.



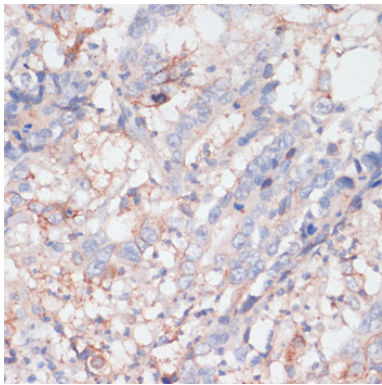
Immunohistochemistry of paraffin-embedded human colon carcinoma using ZNRF3 antibody.



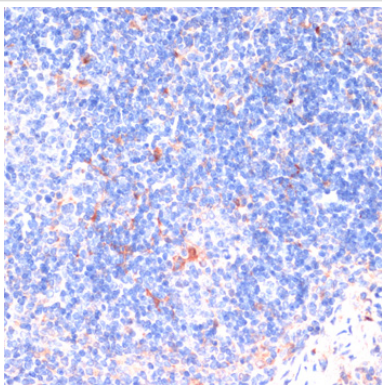
Immunohistochemistry of paraffin-embedded human colon using ZNRF3 antibody.



Immunohistochemistry of paraffin-embedded human liver using ZNRF3 antibody.



Immunohistochemistry of paraffin-embedded mouse spleen using ZNRF3 antibody.



Immunohistochemistry of paraffin-embedded rat lung using ZNRF3 antibody.

Background

Note: This product is for in vitro research use only and is not intended for use in humans or animals.