

LGALS4 Polyclonal Antibody

Catalog No: #30034



Package Size: #30034-1 50ul #30034-2 100ul

Orders: order@signalwayantibody.com

Support: tech@signalwayantibody.com

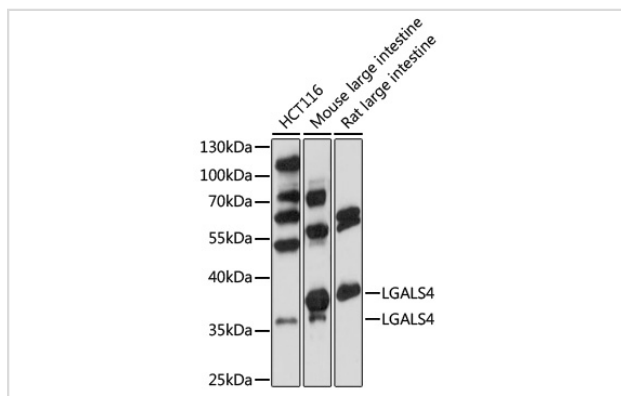
Description

Product Name	LGALS4 Polyclonal Antibody
Host Species	Rabbit
Clonality	Polyclonal
Isotype	IgG
Purification	Affinity purification
Applications	WB,IF
Species Reactivity	Hu,Ms,Rt
Immunogen Description	Recombinant fusion protein of human LGALS4 (NP_006140.1).
Other Names	GAL4; L36LBP
Accession No.	Swiss-Prot#:P56470NCBI Gene ID:3960
Calculated MW	36kDa
Formulation	Avoid freeze / thaw cycles. Buffer: PBS with 50% glycerol, pH7.4.
Storage	Store at -20°C

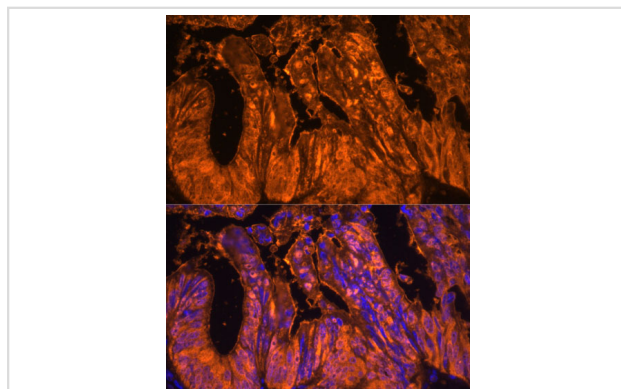
Application Details

WB □ 1:500 - 1:2000 IF □ 1:50 - 1:100

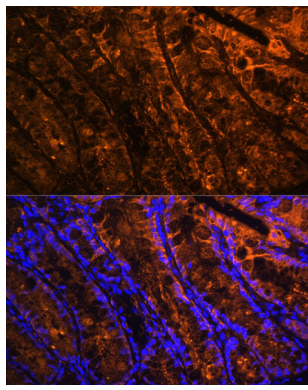
Images



Western blot analysis of extracts of various cells, using LGALS4 antibody.



Immunofluorescence analysis of human colon carcinoma using LGALS4 Polyclonal Antibody.



Immunofluorescence analysis of mouse colon using LGALS4 Polyclonal Antibody.

Background

The galectins are a family of beta-galactoside-binding proteins implicated in modulating cell-cell and cell-matrix interactions. The expression of this gene is restricted to small intestine, colon, and rectum, and it is underexpressed in colorectal cancer.

Note: This product is for in vitro research use only and is not intended for use in humans or animals.