

## OBSCN Polyclonal Antibody

Catalog No: #30309

Package Size: #30309-1 50ul #30309-2 100ul

Orders: [order@signalwayantibody.com](mailto:order@signalwayantibody.com)Support: [tech@signalwayantibody.com](mailto:tech@signalwayantibody.com)

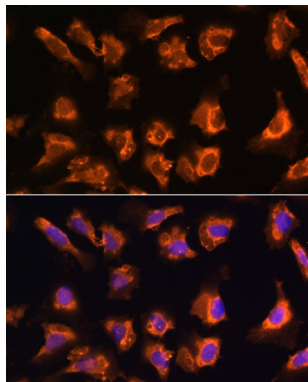
## Description

Product Name	OBSCN Polyclonal Antibody
Host Species	Rabbit
Clonality	Polyclonal
Isotype	IgG
Purification	Affinity purification
Applications	WB,IF
Species Reactivity	Human,Mouse,Rat
Immunogen Description	Recombinant protein of human OBSCN.
Accession No.	Swiss-Prot#:Q5VST9NCBI Gene ID:84033
Calculated MW	Refer to figures
Formulation	Avoid freeze / thaw cycles. Buffer: PBS with 50% glycerol, pH7.4.
Storage	Store at -20°C

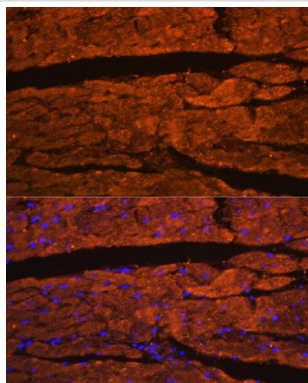
## Application Details

WB □ 1:500 - 1:2000 IF □ 1:50 - 1:200

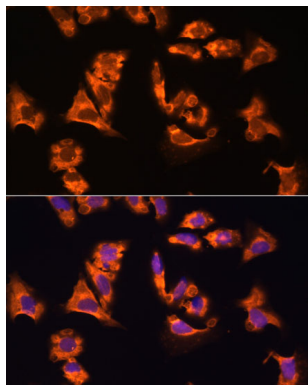
## Images



Immunofluorescence analysis of U-2 OS cells using OBSCN antibody at dilution of 1:100. Blue: DAPI for nuclear staining.



Immunofluorescence analysis of rat heart using OBSCN antibody at dilution of 1:100. Blue: DAPI for nuclear staining.



Immunofluorescence analysis of mouse heart using OBSCN antibody at dilution of 1:100. Blue: DAPI for nuclear staining.

## Background

---

Note: This product is for in vitro research use only and is not intended for use in humans or animals.