

TEX101 Polyclonal Antibody

Catalog No: #30314



Package Size: #30314-1 50ul #30314-2 100ul

Orders: order@signalwayantibody.com

Support: tech@signalwayantibody.com

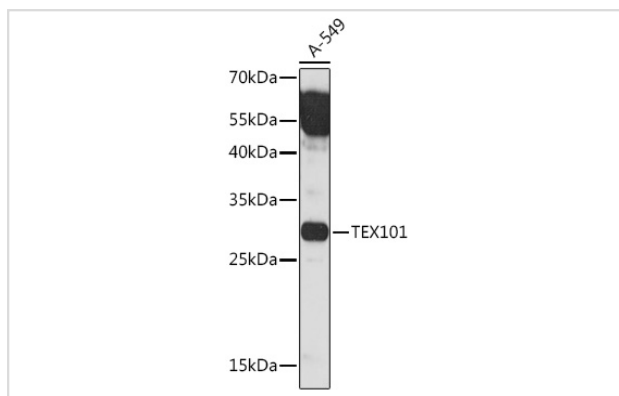
Description

Product Name	TEX101 Polyclonal Antibody
Host Species	Rabbit
Clonality	Polyclonal
Isotype	IgG
Purification	Affinity purification
Applications	WB,IHC
Species Reactivity	Human,Mouse,Rat
Immunogen Description	Recombinant protein of human TEX101.
Other Names	CT131;GTPR867;NYD-SP8;PRO1884;SGRG;SPATA44;TES101RP;TEX101
Accession No.	Uniprot:Q9BY14GeneID:83639
Calculated MW	Refer to figures
SDS-PAGE MW	27kDa
Formulation	PBS with 0.02% sodium azide,50% glycerol,pH7.3.
Storage	Store at -20°C. Avoid freeze / thaw cycles.

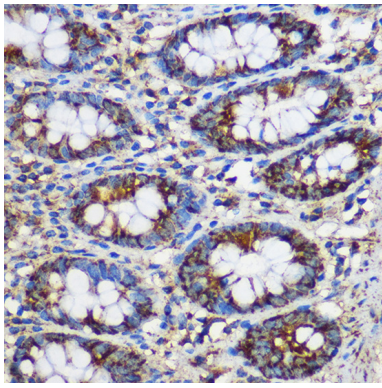
Application Details

WB □ 1:500 - 1:2000 IHC □ 1:50 - 1:200

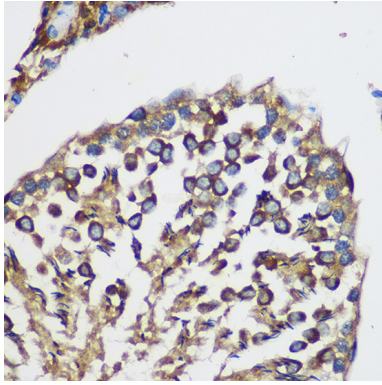
Images



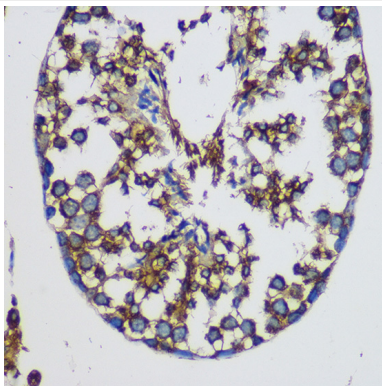
Western blot analysis of extracts of A-549 cells, using TEX101 Rabbit pAb.



Immunohistochemistry of paraffin-embedded Human colon using TEX101 Rabbit pAb.



Immunohistochemistry of paraffin-embedded Rat testis using TEX101 Rabbit pAb.



Immunohistochemistry of paraffin-embedded Mouse testis using TEX101 Rabbit pAb.

Background

Plays a role in fertilization by controlling binding of sperm to zona pellucida and migration of spermatozoa into the oviduct (By similarity. May play a role in signal transduction and promote protein tyrosine phosphorylation (By similarity.

Note: This product is for in vitro research use only and is not intended for use in humans or animals.