

TMOD3 Polyclonal Antibody

Catalog No: #30598



Package Size: #30598-1 50ul #30598-2 100ul

Orders: order@signalwayantibody.com

Support: tech@signalwayantibody.com

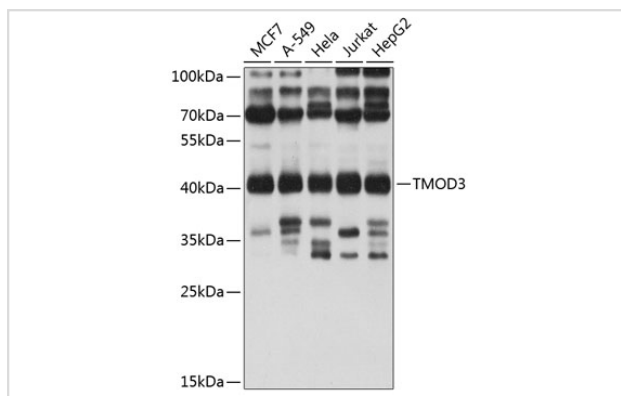
Description

Product Name	TMOD3 Polyclonal Antibody
Host Species	Rabbit
Clonality	Polyclonal
Isotype	IgG
Purification	Affinity purification
Applications	WB,IHC
Species Reactivity	Human,Mouse,Rat
Immunogen Description	Recombinant fusion protein of human TMOD3 (NP_055362.1).
Other Names	TMOD3;UTMOD
Accession No.	Uniprot:Q9NYL9GeneID:29766
Calculated MW	40kDa
SDS-PAGE MW	40kDa
Formulation	PBS with 0.02% sodium azide,50% glycerol,pH7.3.
Storage	Store at -20°C. Avoid freeze / thaw cycles.

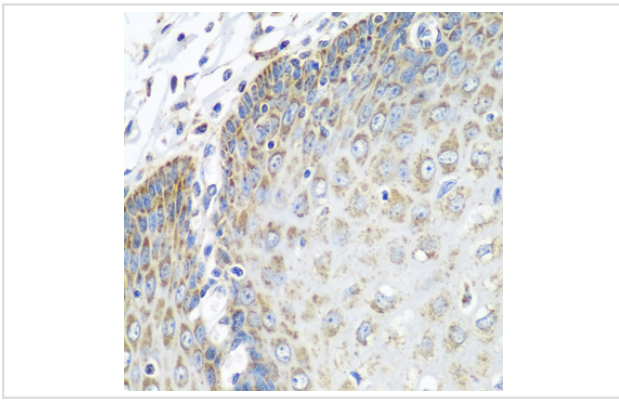
Application Details

WB 1:500 - 1:2000 IHC 1:100 - 1:200

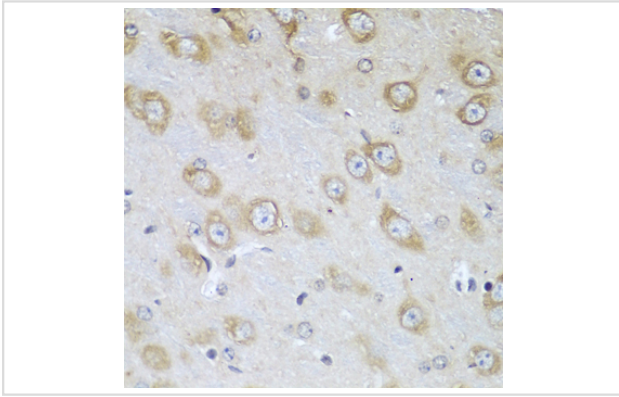
Images



Western blot analysis of extracts of various cell lines, using TMOD3 antibody.



Immunohistochemistry of paraffin-embedded human esophagus using TMOD3 antibody.



Immunohistochemistry of paraffin-embedded mouse brain using TMOD3 antibody.

Background

Blocks the elongation and depolymerization of the actin filaments at the pointed end. The Tmod/TM complex contributes to the formation of the short actin protofilament, which in turn defines the geometry of the membrane skeleton (By similarity).

Note: This product is for in vitro research use only and is not intended for use in humans or animals.