

TyrRS Polyclonal Antibody

Catalog No: #46744



Package Size: #46744-1 50ul #46744-2 100ul

Orders: order@signalwayantibody.com

Support: tech@signalwayantibody.com

Description

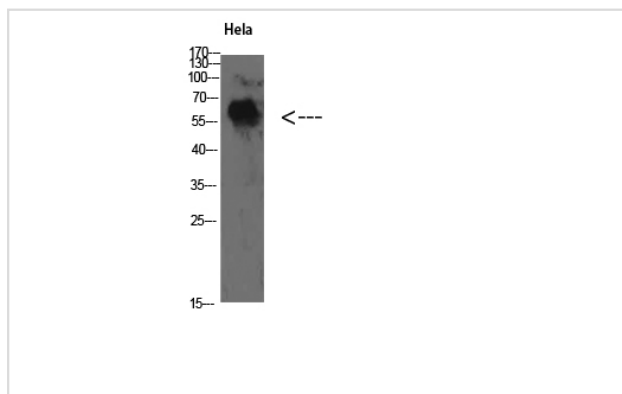
Product Name	TyrRS Polyclonal Antibody
Host Species	Rabbit
Clonality	Polyclonal
Purification	The antibody was affinity-purified from rabbit antiserum by affinity-chromatography using epitope-specific immunogen.
Applications	WB IHC
Species Reactivity	Hu Ms Rt
Specificity	TyrRS Polyclonal Antibody detects endogenous levels of TyrRS
Immunogen Type	protein
Immunogen Description	Synthesized peptide derived from TyrRS at AA range: 451-500
Target Name	TyrRS
Other Names	Tyrosine--tRNA ligase, cytoplasmic (EC 6.1.1.1) (Tyrosyl-tRNA synthetase) (TyrRS)
Accession No.	Swiss-Prot:P54577NCBI Gene ID:8565
Calculated MW	60 kDa
Concentration	1 mg/ml
Formulation	Liquid in PBS containing 50% glycerol, 0.5% BSA and 0.02% sodium azide.
Storage	Store at -20°C

Application Details

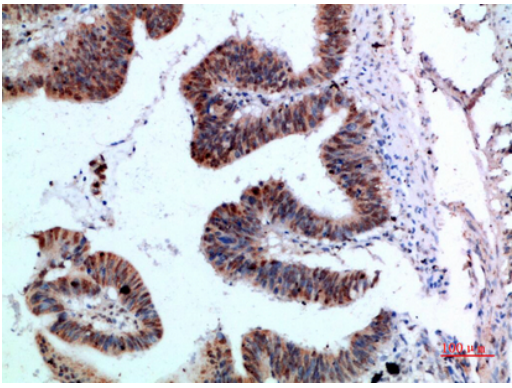
Western blotting: 1B£B'1500-1B£B'12000

Immunohistochemistry: IHC: 1:100-1:300

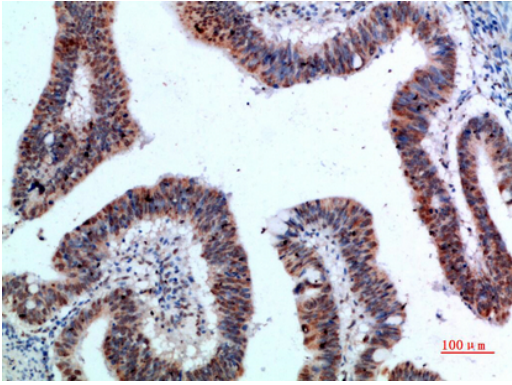
Images



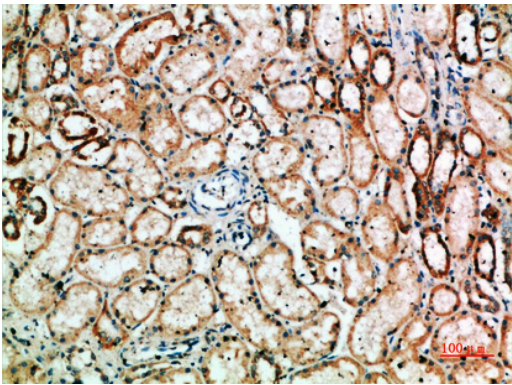
Western Blot analysis of HeLa cells using TyrRS Polyclonal Antibody diluted at 1:500. Secondary antibody was diluted at 1:20000



Immunohistochemical analysis of paraffin-embedded human-colon-cancer, antibody was diluted at 1:200



Immunohistochemical analysis of paraffin-embedded human-colon-cancer, antibody was diluted at 1:200



Immunohistochemical analysis of paraffin-embedded human-kidney, antibody was diluted at 1:200

Note: This product is for in vitro research use only and is not intended for use in humans or animals.