

p120 Polyclonal Antibody

Catalog No: #46751

Package Size: #46751-1 50ul #46751-2 100ul

Orders: order@signalwayantibody.comSupport: tech@signalwayantibody.com

Description

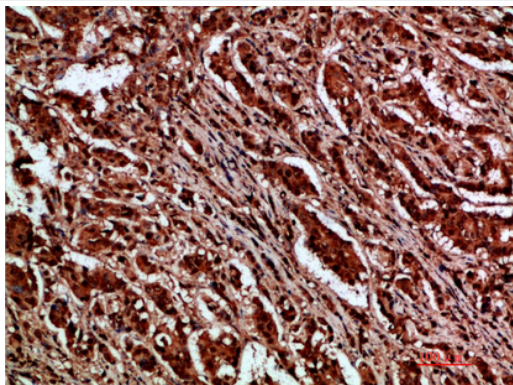
Product Name	p120 Polyclonal Antibody
Host Species	Rabbit
Clonality	Polyclonal
Purification	The antibody was affinity-purified from rabbit serum by affinity-chromatography using specific immunogen.
Applications	WB IHC
Species Reactivity	Hu Ms Rt
Specificity	The antibody detects endogenous p120 protein
Immunogen Type	protein
Immunogen Description	Synthetic peptide from human protein at AA range: 841-890
Target Name	p120
Other Names	CTNND1 KIAA0384
Accession No.	Swiss-Prot:O60716NCBI Gene ID:1500
Calculated MW	108 kDa
Concentration	1 mg/ml
Formulation	Liquid in PBS containing 50% glycerol, 0.5% BSA and 0.02% sodium azide.
Storage	Store at -20°C

Application Details

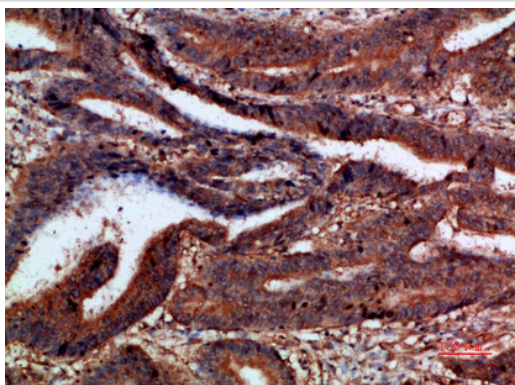
Western blotting: 1B£B1500-1B£B110000

Immunohistochemistry: IHC: 1:100-1:300

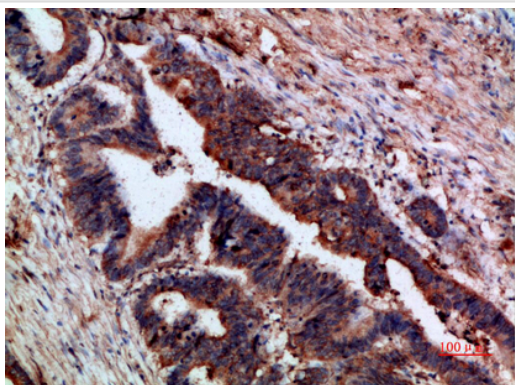
Images



Immunohistochemical analysis of paraffin-embedded human-breast-cancer, antibody was diluted at 1:200



Immunohistochemical analysis of paraffin-embedded human-colon-cancer, antibody was diluted at 1:200



Immunohistochemical analysis of paraffin-embedded human-colon-cancer, antibody was diluted at 1:200

Note: This product is for in vitro research use only and is not intended for use in humans or animals.