

## CD64 Polyclonal Antibody

Catalog No: #46776



Package Size: #46776-1 50ul #46776-2 100ul

Orders: order@signalwayantibody.com

Support: tech@signalwayantibody.com

## Description

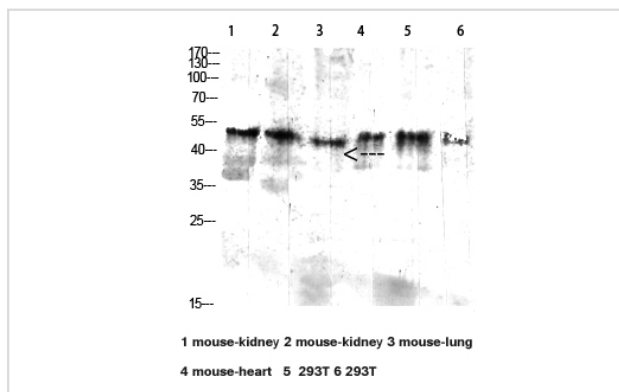
Product Name	CD64 Polyclonal Antibody
Host Species	Rabbit
Clonality	Polyclonal
Purification	The antibody was affinity-purified from rabbit serum by affinity-chromatography using specific immunogen.
Applications	WB IHC
Species Reactivity	Hu
Specificity	The antibody detects endogenous CD64
Immunogen Type	protein
Immunogen Description	Synthetic peptide from human protein at AA range: 230-280
Target Name	CD64
Other Names	High affinity immunoglobulin gamma Fc receptor I (IgG Fc receptor I) (Fc-gamma RI) (FcRI) (Fc-gamma RIA) (FcgammaRIa) (CD antigen CD64)
Accession No.	Swiss-Prot:P12314NCBI Gene ID:2209
Calculated MW	45 kDa
Concentration	1 mg/ml
Formulation	Liquid in PBS containing 50% glycerol, 0.5% BSA and 0.02% sodium azide.
Storage	Store at -20°C

## Application Details

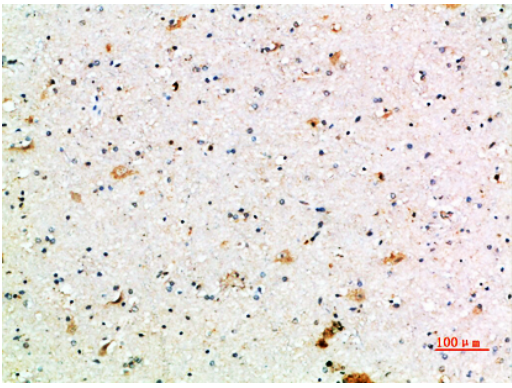
Western blotting: 1B£B'1500-1B£B'12000

Immunohistochemistry: IHC 1:50-300

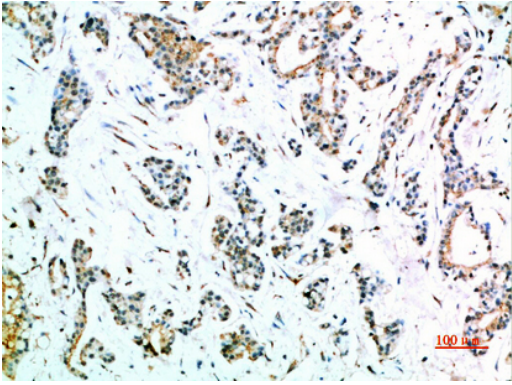
## Images



Western blot analysis of mouse-kidney lysate, antibody was diluted at 2000. Secondary antibody was diluted at 1:20000



Immunohistochemical analysis of paraffin-embedded human-brain, antibody was diluted at 1:200



Immunohistochemical analysis of paraffin-embedded human-stomach-cancer, antibody was diluted at 1:200

---

Note: This product is for in vitro research use only and is not intended for use in humans or animals.