

EYA1 Polyclonal Antibody

Catalog No: #31720



Package Size: #31720-1 50ul #31720-2 100ul

Orders: order@signalwayantibody.comSupport: tech@signalwayantibody.com

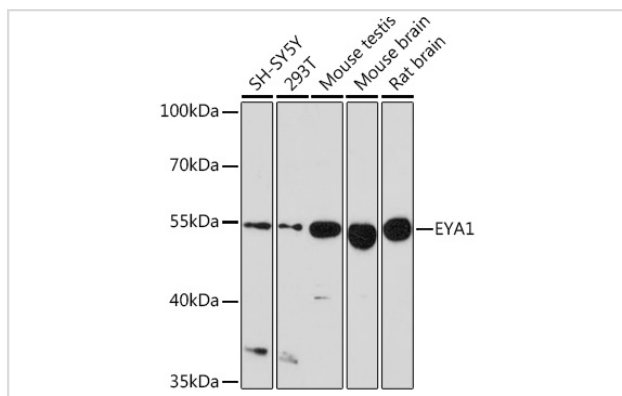
Description

Product Name	EYA1 Polyclonal Antibody
Host Species	Rabbit
Clonality	Polyclonal
Isotype	IgG
Purification	Affinity purification
Applications	WB,IHC
Species Reactivity	Human,Mouse,Rat
Immunogen Description	Recombinant fusion protein of human EYA1 (NP_742055.1).
Other Names	EYA1;BOP;BOR;BOS1;OFC1
Accession No.	Uniprot:Q99502GeneID:2138
Calculated MW	Refer to figures
SDS-PAGE MW	55kDa
Formulation	PBS with 0.02% sodium azide,50% glycerol,pH7.3.
Storage	Store at -20°C. Avoid freeze / thaw cycles.

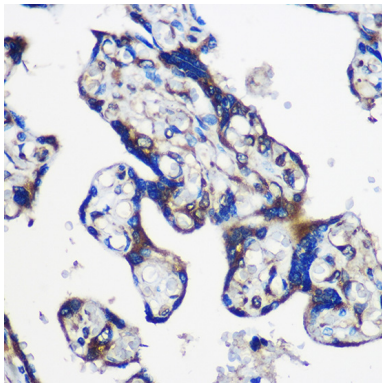
Application Details

WB □ 1:200 - 1:2000 IHC □ 1:50 - 1:200

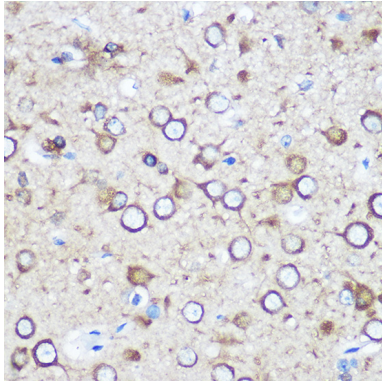
Images



Western blot analysis of extracts of various cell lines, using EYA1 Rabbit pAb.



Immunohistochemistry of paraffin-embedded Human placenta using EYA1 Rabbit pAb.



Immunohistochemistry of paraffin-embedded Rat brain using EYA1 Rabbit pAb.

Background

This gene encodes a member of the eyes absent (EYA) family of proteins. The encoded protein may play a role in the developing kidney, branchial arches, eye, and ear. Mutations of this gene have been associated with branchiootorenal dysplasia syndrome, branchiootic syndrome, and sporadic cases of congenital cataracts and ocular anterior segment anomalies. A similar protein in mice can act as a transcriptional activator. Alternatively spliced transcript variants have been identified for this gene.

Note: This product is for in vitro research use only and is not intended for use in humans or animals.