

ANG I Polyclonal Antibody

Catalog No: #46795

Package Size: #46795-1 50ul #46795-2 100ul

Orders: order@signalwayantibody.comSupport: tech@signalwayantibody.com

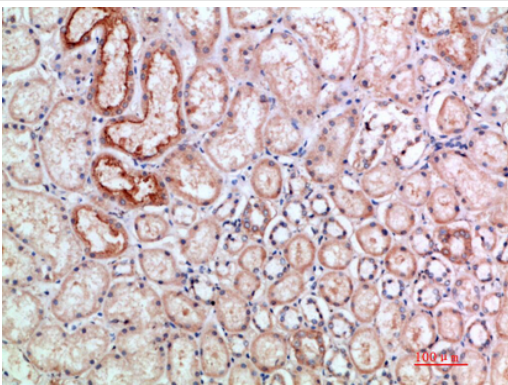
Description

Product Name	ANG I Polyclonal Antibody
Host Species	Rabbit
Clonality	Polyclonal
Purification	The antibody was affinity-purified from rabbit serum by affinity-chromatography using specific immunogen.
Applications	IHC
Species Reactivity	Hu
Specificity	The antibody detects endogenous ANG I
Immunogen Type	protein
Immunogen Description	Synthetic peptide from human protein at AA range: 20-60
Target Name	ANG I
Other Names	Angiogenin (EC 3.1.27.-) (Ribonuclease 5) (RNase 5)
Accession No.	Swiss-Prot:P03950NCBI Gene ID:283
Concentration	1 mg/ml
Formulation	Liquid in PBS containing 50% glycerol, 0.5% BSA and 0.02% sodium azide.
Storage	Store at -20°C

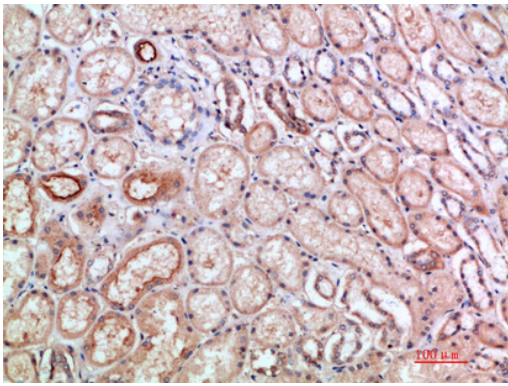
Application Details

Immunohistochemistry: IHC 1:50-300

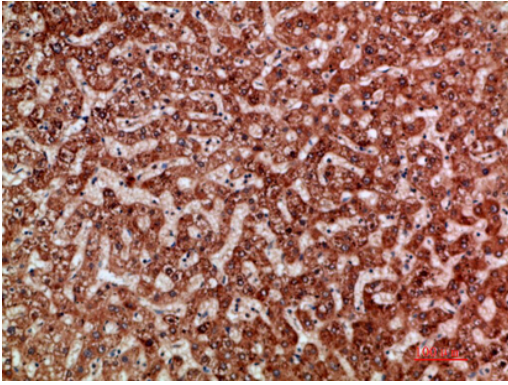
Images



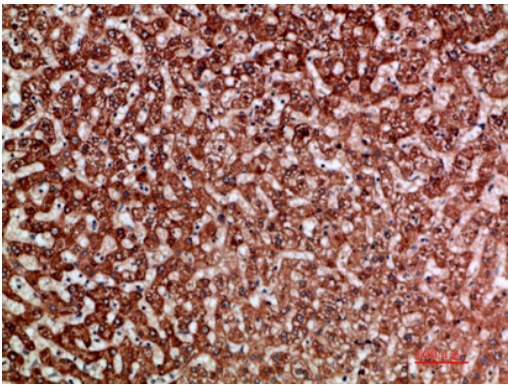
Immunohistochemical analysis of paraffin-embedded human-kidney, antibody was diluted at 1:200



Immunohistochemical analysis of paraffin-embedded human-kidney, antibody was diluted at 1:200



Immunohistochemical analysis of paraffin-embedded human-liver, antibody was diluted at 1:200



Immunohistochemical analysis of paraffin-embedded human-liver, antibody was diluted at 1:200

Note: This product is for in vitro research use only and is not intended for use in humans or animals.