

ZNF34 antibody

Catalog No: #31825



Package Size: #31825-1 50ul #31825-2 100ul

Orders: order@signalwayantibody.comSupport: tech@signalwayantibody.com

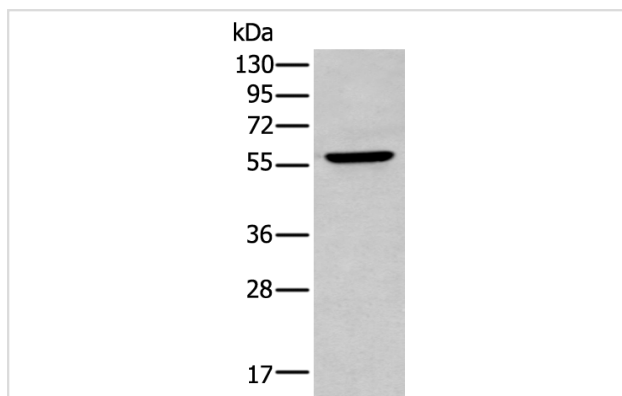
Description

Product Name	ZNF34 antibody
Host Species	Rabbit
Clonality	Polyclonal
Purification	Antigen affinity purification
Applications	WB, IHC
Species Reactivity	Hu
Immunogen Description	Fusion protein of human ZNF34
Target Name	ZNF34
Other Names	KOX32
Accession No.	NCBI Protein#:BC004480
Calculated MW	64 kDa
Concentration	0.5mg/ml
Formulation	pH7.4 PBS, 0.05% NaN ₃ , 40% Glycerol
Storage	Store at -20°C/1 year

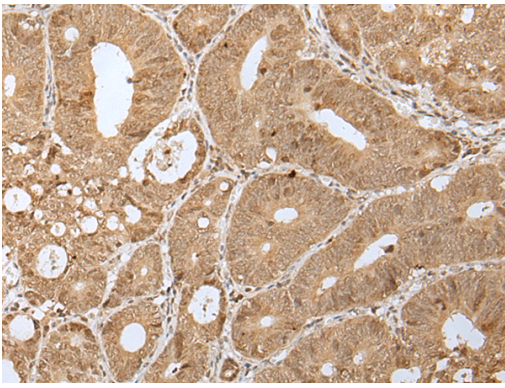
Application Details

WB dilution:1:200-1:1000IHC dilution:1:30-1:150

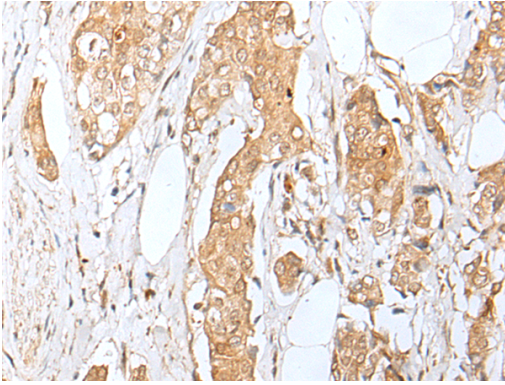
Images



Gel: 8%SDS-PAGE, Lysate: 40 µg, Lane: Human liver cancer tissue lysate, Primary antibody:ZNF34 Antibody at dilution 1/200, Secondary antibody: Goat anti rabbit IgG at 1/8000 dilution, Exposure time: 40 seconds



The image is immunohistochemistry of paraffin-embedded Human gastric cancer tissue using (ZNF34 Antibody) at dilution 1/40.



The image is immunohistochemistry of paraffin-embedded Human breast cancer tissue using (ZNF34 Antibody) at dilution 1/40.

Background

May be involved in transcriptional regulation.

Note: This product is for in vitro research use only and is not intended for use in humans or animals.