

Nestin Polyclonal Antibody

Catalog No: #29097



Package Size: #29097-1 50ul #29097-2 100ul

Orders: order@signalwayantibody.comSupport: tech@signalwayantibody.com

Description

| | |
|-----------------------|---|
| Product Name | Nestin Polyclonal Antibody |
| Host Species | Rabbit |
| Clonality | Polyclonal |
| Isotype | IgG |
| Purification | Affinity purification |
| Applications | WB,IF,IHC |
| Species Reactivity | Human,Mouse,Rat |
| Immunogen Description | Recombinant fusion protein of human Nestin (NP_006608.1). |
| Other Names | NES;Nbla00170;nestin;Nestin |
| Accession No. | Uniprot:P48681GenelD:10763 |
| Calculated MW | 177kDa |
| SDS-PAGE MW | 207KDa |
| Concentration | 1.0mg/ml |
| Formulation | PBS with 0.02% sodium azide,50% glycerol,pH7.3. |
| Storage | Store at -20°C. Avoid freeze / thaw cycles. |

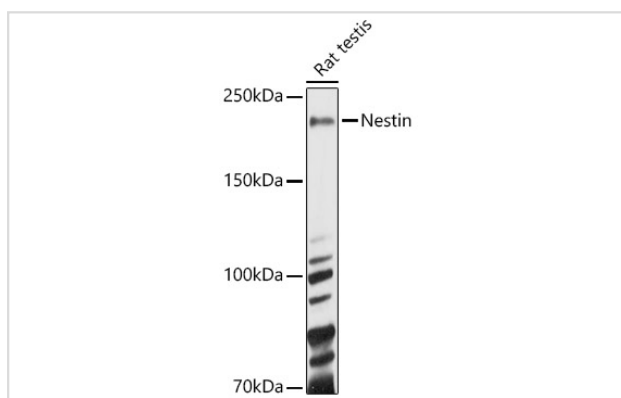
Application Details

WB □ 1:500 - 1:1000

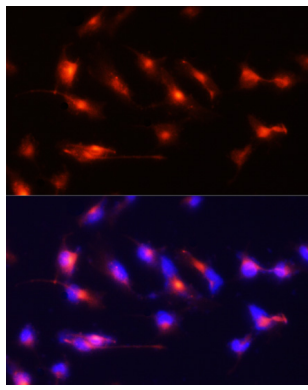
IF □ 1:50 - 1:100

IHC 1:50 - 1:200

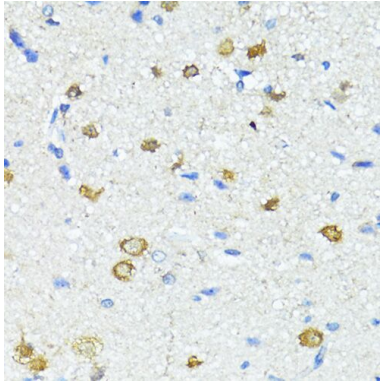
Images



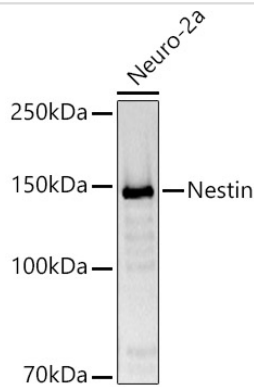
Western blot analysis of extracts of Rat testis, using Nestin antibody.



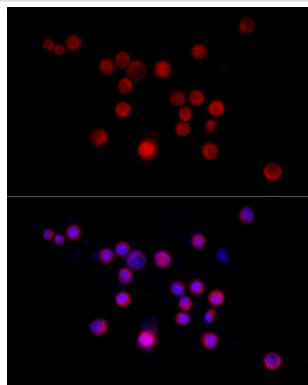
Immunofluorescence analysis of U-251MG cells using Nestin antibody.



Immunohistochemistry of paraffin-embedded Rat brain using Nestin antibody at dilution of 100 (40x lens). Perform microwave antigen retrieval with 10 mM PBS buffer pH 7.2 before commencing with IHC staining protocol.



Western blot analysis of extracts of Rat testis, using Nestin antibody.



Immunofluorescence analysis of U-251MG cells using Nestin antibody.

Background

This gene encodes a member of the intermediate filament protein family and is expressed primarily in nerve cells.

Published Papers

el at., Naoxinqing tablet protects against cerebral ischemic/reperfusion injury by regulating ampka/NAMPT/SIRT1/PGC-1 α pathwayInJ EthnopharmacolOn2024 Mar 25byXiao Sun?1,?Yunfeng Pan et al..PMID:?38159826, , (2023)

Note: This product is for in vitro research use only and is not intended for use in humans or animals.