

TIAL1 Rabbit Polyclonal Antibody

Catalog No: #54962



Package Size: #54962-1 50ul #54962-2 100ul

Orders: order@signalwayantibody.comSupport: tech@signalwayantibody.com

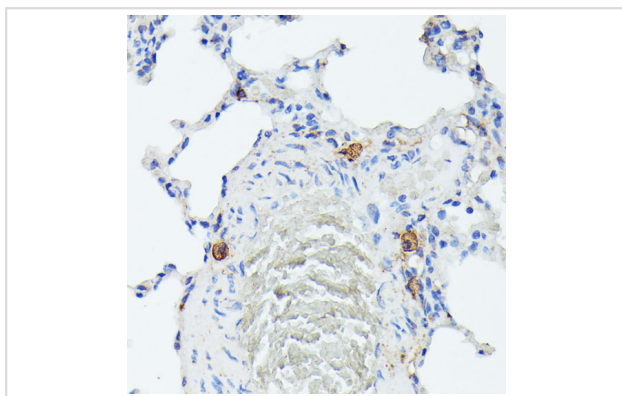
Description

Product Name	TIAL1 Rabbit Polyclonal Antibody
Host Species	Rabbit
Clonality	Polyclonal
Isotype	IgG
Purification	Affinity purification
Applications	WB,IHC
Species Reactivity	Human,Mouse,Rat
Immunogen Description	Recombinant fusion protein of human TIAL1 (NP_003243.1).
Other Names	TIAL1;TCBP;TIAR
Accession No.	Swiss Prot:Q01085GeneID:7073
Calculated MW	41kDa/43kDa
SDS-PAGE MW	47kDa
Formulation	Buffer: PBS with 0.02% sodium azide,50% glycerol,pH7.3.
Storage	Store at -20°C. Avoid freeze / thaw cycles.

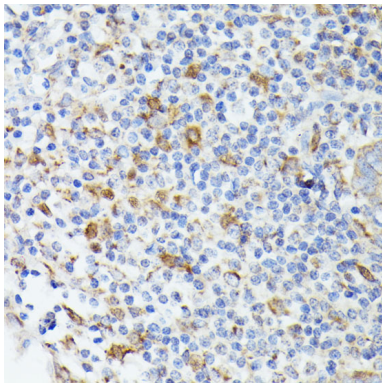
Application Details

WB □ 1:500 - 1:2000 IHC □ 1:100 - 1:200

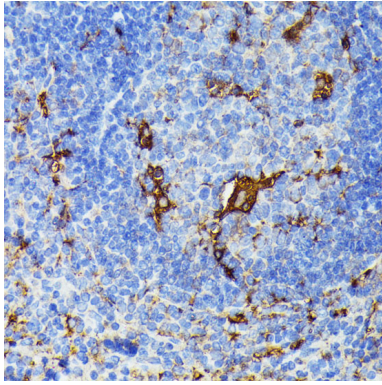
Images



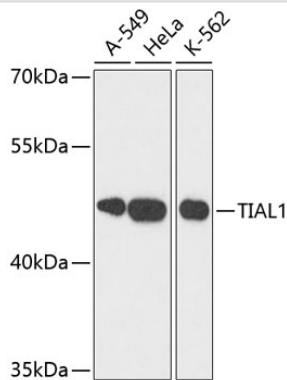
Immunohistochemistry of paraffin-embedded rat lung using TIAL1 at dilution of 1:100 (40x lens).



Immunohistochemistry of paraffin-embedded human appendix using TIAL1 at dilution of 1:100 (40x lens).



Immunohistochemistry of paraffin-embedded mouse spleen using TIAL1 at dilution of 1:100 (40x lens).



Western blot analysis of extracts of various cell lines, using TIAL1 at 1:3000 dilution.

Background

The protein encoded by this gene is a member of a family of RNA-binding proteins, has three RNA recognition motifs (RRMs), and binds adenine and uridine-rich elements in mRNA and pre-mRNAs of a wide range of genes. It regulates various activities including translational control, splicing and apoptosis. Alternate transcriptional splice variants, encoding different isoforms, have been characterized. The different isoforms have been shown to function differently with respect to post-transcriptional silencing.

Note: This product is for in vitro research use only and is not intended for use in humans or animals.