

# VTI1B Rabbit Polyclonal Antibody

Catalog No: #55102

Package Size: #55102-1 50ul #55102-2 100ul

Orders: [order@signalwayantibody.com](mailto:order@signalwayantibody.com)Support: [tech@signalwayantibody.com](mailto:tech@signalwayantibody.com)

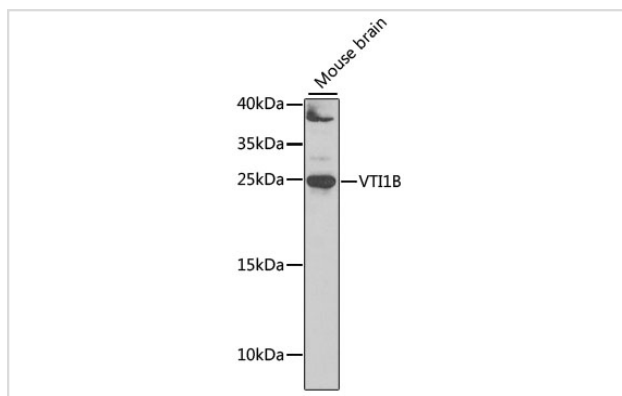
## Description

Product Name	VTI1B Rabbit Polyclonal Antibody
Host Species	Rabbit
Clonality	Polyclonal
Isotype	IgG
Purification	Affinity purification
Applications	WB,IHC
Species Reactivity	Human,Mouse
Immunogen Description	Recombinant fusion protein of human VTI1B (NP_006361.1).
Other Names	VTI1B;VTI1;VTI1-LIKE;VTI1L;VTI2;v-SNARE;vti1-rp1
Accession No.	Uniprot:Q9UEU0GeneID:10490
Calculated MW	19kDa/26kDa
SDS-PAGE MW	27kDa
Formulation	PBS with 0.02% sodium azide,50% glycerol,pH7.3.
Storage	Store at -20°C. Avoid freeze / thaw cycles.

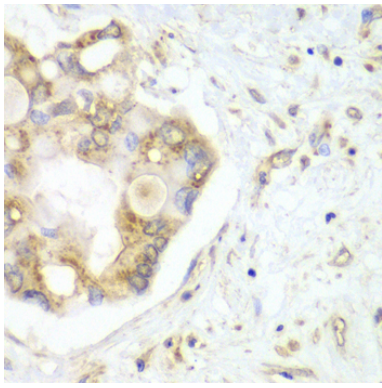
## Application Details

WB □ 1:500 - 1:2000 IHC □ 1:50 - 1:200

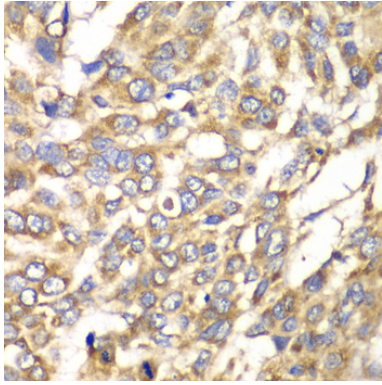
## Images



Western blot analysis of extracts of mouse brain, using VTI1B antibody.



Immunohistochemistry of paraffin-embedded human liver cancer using VT11B antibody.



Immunohistochemistry of paraffin-embedded human esophageal cancer using VT11B antibody.

## Background

V-SNARE that mediates vesicle transport pathways through interactions with t-SNAREs on the target membrane. These interactions are proposed to mediate aspects of the specificity of vesicle trafficking and to promote fusion of the lipid bilayers. May be concerned with increased secretion of cytokines associated with cellular senescence.

Note: This product is for in vitro research use only and is not intended for use in humans or animals.