

DNMT1 Rabbit Polyclonal Antibody

Catalog No: #53972



Package Size: #53972-1 50ul #53972-2 100ul

Orders: order@signalwayantibody.com

Support: tech@signalwayantibody.com

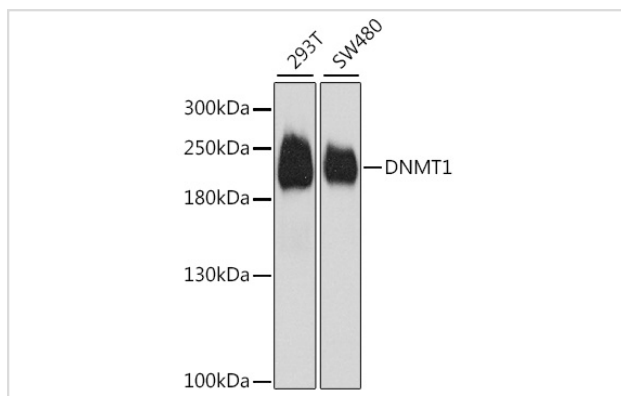
Description

Product Name	DNMT1 Rabbit Polyclonal Antibody
Host Species	Rabbit
Clonality	Polyclonal
Isotype	IgG
Purification	Affinity purification
Applications	WB,IHC
Species Reactivity	Human,Mouse,Rat
Immunogen Description	Recombinant fusion protein of human DNMT1 (NP_001370.1).
Other Names	ADCADN;AIM;CXXC9;DNMT;HSN1E;MCMT;m.Hsal;DNMT1
Accession No.	Swiss Prot:P26358Gene ID:1786
Calculated MW	144kDa/183kDa/184kDa
SDS-PAGE MW	240kDa
Formulation	Buffer: PBS with 0.02% sodium azide,50% glycerol,pH7.3.
Storage	Store at -20°C. Avoid freeze / thaw cycles.

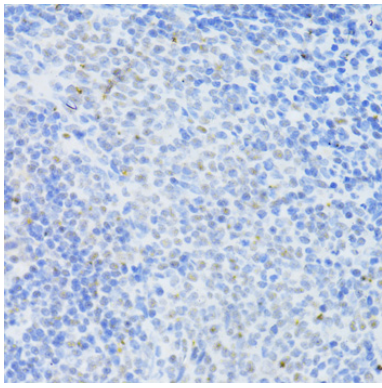
Application Details

WB □ 1:2000 - 1:5000 IHC □ 1:50 - 1:200

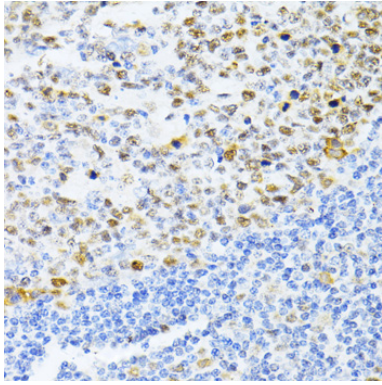
Images



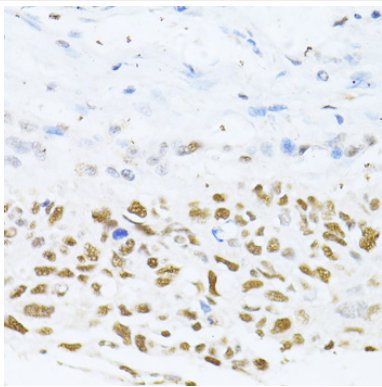
Western blot analysis of extracts of various cell lines, using Dnmt1 antibody.



Immunohistochemistry of paraffin-embedded rat spleen using DNMT1 antibody.



Immunohistochemistry of paraffin-embedded human tonsil using DNMT1 antibody.



Immunohistochemistry of paraffin-embedded human lung cancer using DNMT1 antibody.

Background

This gene encodes an enzyme that transfers methyl groups to cytosine nucleotides of genomic DNA. This protein is the major enzyme responsible for maintaining methylation patterns following DNA replication and shows a preference for hemi-methylated DNA. Methylation of DNA is an important component of mammalian epigenetic gene regulation. Aberrant methylation patterns are found in human tumors and associated with developmental abnormalities. Variation in this gene has been associated with cerebellar ataxia, deafness, and narcolepsy, and neuropathy, hereditary sensory, type I E. Alternative splicing results in multiple transcript variants.

Note: This product is for in vitro research use only and is not intended for use in humans or animals.