

# DKK3 Rabbit Polyclonal Antibody

Catalog No: #54380



Package Size: #54380-1 50ul #54380-2 100ul

Orders: [order@signalwayantibody.com](mailto:order@signalwayantibody.com)

Support: [tech@signalwayantibody.com](mailto:tech@signalwayantibody.com)

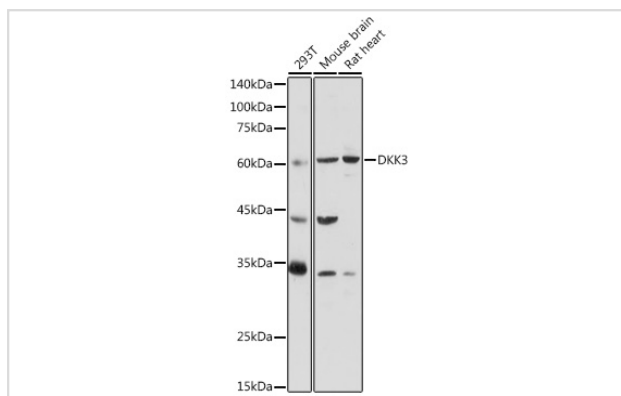
## Description

Product Name	DKK3 Rabbit Polyclonal Antibody
Host Species	Rabbit
Clonality	Polyclonal
Isotype	IgG
Purification	Affinity purification
Applications	WB,IF
Species Reactivity	Human,Mouse,Rat
Immunogen Description	Recombinant protein of 0 DKK3.
Other Names	DKK3;REIC;RIG
Accession No.	Swiss Prot:Q9UBP4Gene ID:27122
Calculated MW	38kDa
SDS-PAGE MW	60KDa
Formulation	Buffer: PBS with 0.02% sodium azide,50% glycerol,pH7.3.
Storage	Store at -20°C. Avoid freeze / thaw cycles.

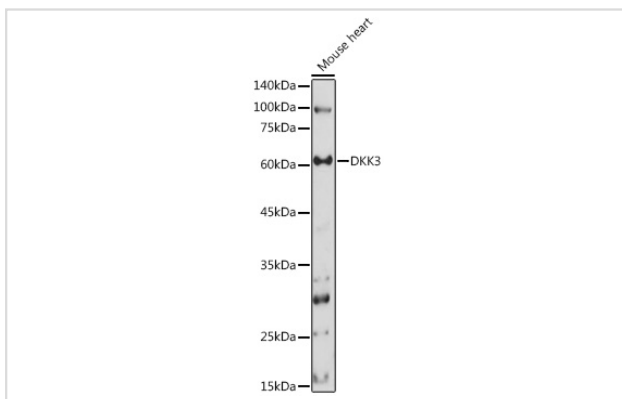
## Application Details

WB □ 1:500 - 1:2000 IF □ 1:50 - 1:200

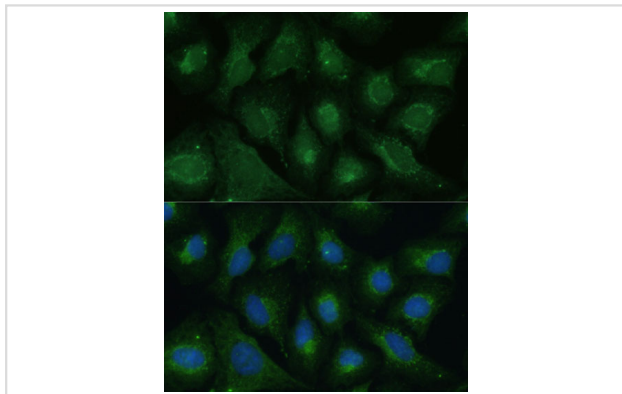
## Images



Western blot analysis of extracts of various cell lines, using DKK3 antibody.



Western blot analysis of extracts of Mouse heart, using DKK3 antibody.



Immunofluorescence analysis of U-2 OS cells using DKK3 antibody.

## Background

This gene encodes a protein that is a member of the dickkopf family. The secreted protein contains two cysteine rich regions and is involved in embryonic development through its interactions with the Wnt signaling pathway. The expression of this gene is decreased in a variety of cancer cell lines and it may function as a tumor suppressor gene. Alternative splicing results in multiple transcript variants encoding the same protein.

Note: This product is for in vitro research use only and is not intended for use in humans or animals.