

# TACSTD2 Rabbit Polyclonal Antibody

Catalog No: #55434



Package Size: #55434-1 50ul #55434-2 100ul

Orders: [order@signalwayantibody.com](mailto:order@signalwayantibody.com)

Support: [tech@signalwayantibody.com](mailto:tech@signalwayantibody.com)

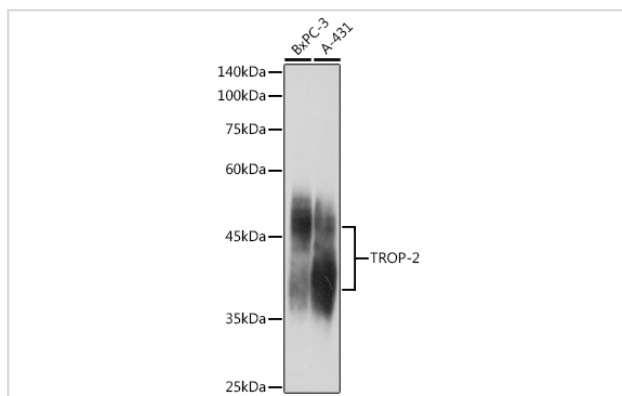
## Description

Product Name	TACSTD2 Rabbit Polyclonal Antibody
Host Species	Rabbit
Clonality	Polyclonal
Isotype	IgG
Purification	Affinity purification
Applications	WB,IHC,IF
Species Reactivity	Human,Mouse,Rat
Immunogen Description	Recombinant fusion protein of human TROP-2 (NP_002344.2).
Other Names	TACSTD2;EGP-1;EGP1;GA733-1;GA7331;GP50;M1S1;TROP2
Accession No.	Uniprot:P09758GeneID:4070
Calculated MW	35kDa
SDS-PAGE MW	37-50KDa
Formulation	PBS with 0.02% sodium azide,50% glycerol,pH7.3.
Storage	Store at -20°C. Avoid freeze / thaw cycles.

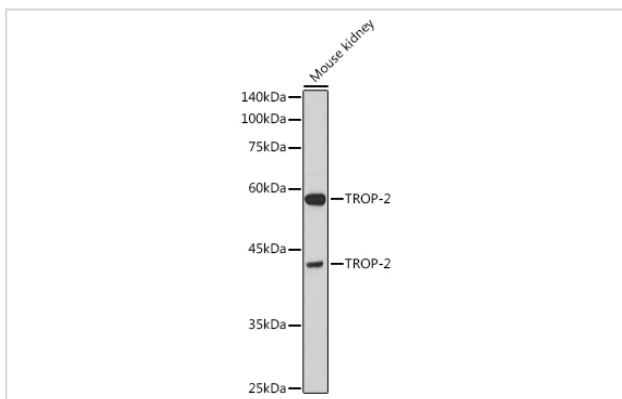
## Application Details

WB □ 1:500 - 1:2000 IHC □ 1:50 - 1:200 IF □ 1:50 - 1:200

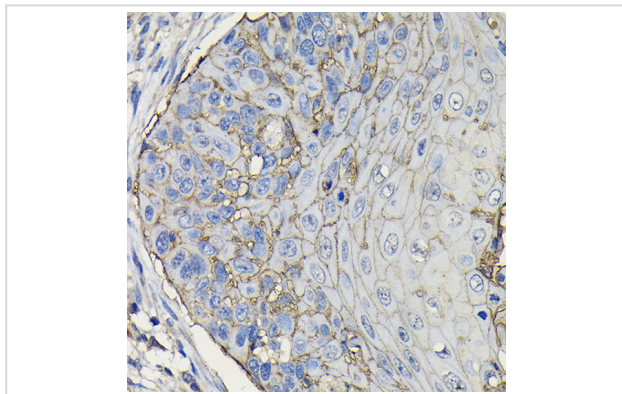
## Images



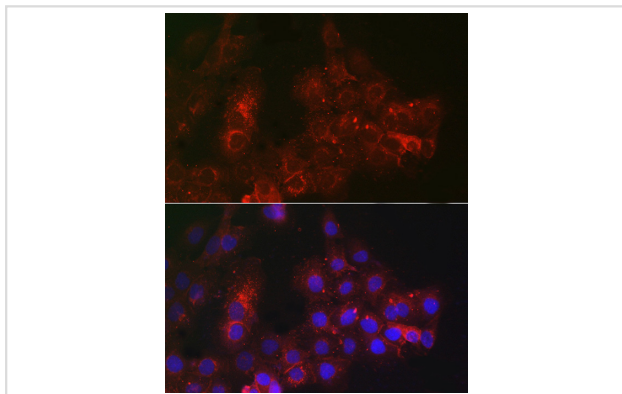
Western blot analysis of extracts of various cell lines, using TROP-2 antibody.



Western blot analysis of extracts of Mouse kidney, using TROP-2 antibody.



Immunohistochemistry of paraffin-embedded human esophageal cancer using TROP-2 Rabbit pAb.



Immunofluorescence analysis of A431 cells using TROP-2 Rabbit pAb.

## Background

This intronless gene encodes a carcinoma-associated antigen. This antigen is a cell surface receptor that transduces calcium signals. Mutations of this gene have been associated with gelatinous drop-like corneal dystrophy.

Note: This product is for in vitro research use only and is not intended for use in humans or animals.