

## COX5B Rabbit mAb

Catalog No: #57247

Package Size: #57247-1 50ul #57247-2 100ul

Orders: order@signalwayantibody.com

Support: tech@signalwayantibody.com

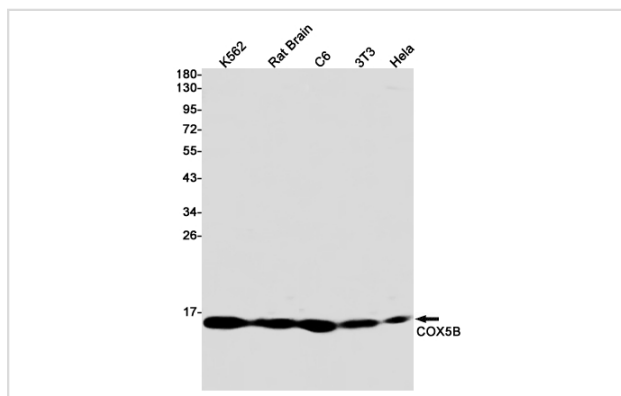
## Description

Product Name	COX5B Rabbit mAb
Host Species	Rabbit
Clonality	Monoclonal
Isotype	Rabbit IgG
Applications	WB IHC IP ICC
Species Reactivity	Human,Mouse,Rat
Immunogen Description	A synthetic peptide of human COX5B
Other Names	COX5B; Cytochrome c oxidase subunit 5B; mitochondrial; Cytochrome c oxidase polypeptide Vb
Accession No.	Swiss-Prot:P10606 Gene ID:1329
Calculated MW	14 kDa
SDS-PAGE MW	14 kDa
Formulation	50mM Tris-Glycine(pH 7.4), 0.15M NaCl, 40% Glycerol, 0.01% Sodium azide and 0.05% BSA
Storage	Store at 4°C short term. Aliquot and store at -20°C long term. Avoid freeze/thaw cycles.

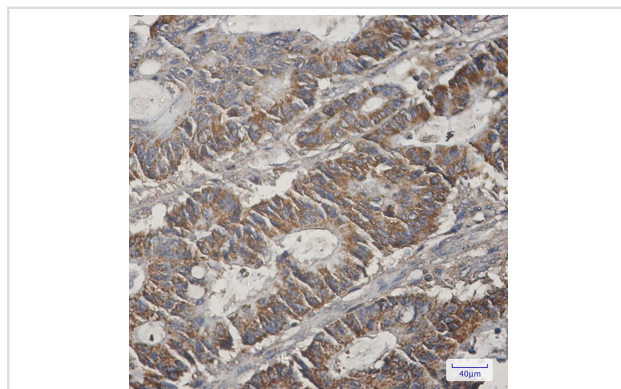
## Application Details

IP:1/20WB: 1/500-1/1000IHC: 1/50-1/100ICC: 1/50-1/200

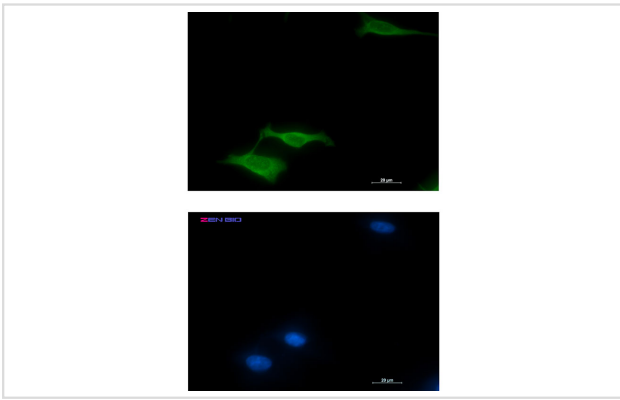
## Images



Western blot analysis of COX5B in K562, rat Brain, C6, 3T3, Hela lysates using COX5B antibody.



Immunohistochemistry analysis of paraffin-embedded Human colon cancer tissue using COX5B antibody. High-pressure and temperature Sodium Citrate pH 6.0 was used for antigen retrieval.



Immunocytochemistry analysis of COX5B (green) in LNCap using COX5B antibody, and DAPI(blue).

---

Note: This product is for in vitro research use only and is not intended for use in humans or animals.