

VPS4A Rabbit mAb

Catalog No: #57362

Package Size: #57362-1 50ul #57362-2 100ul

Orders: order@signalwayantibody.com

Support: tech@signalwayantibody.com

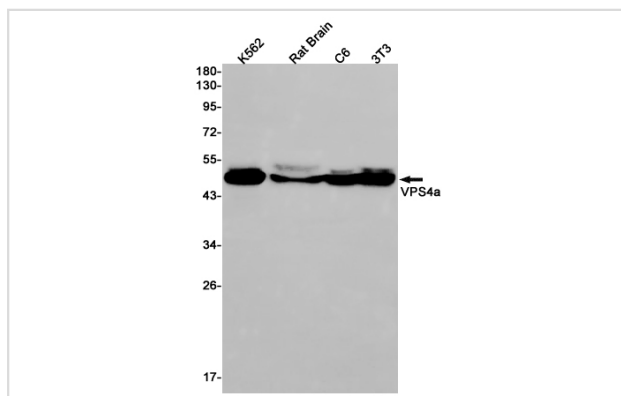
Description

Product Name	VPS4A Rabbit mAb
Host Species	Rabbit
Clonality	Monoclonal
Isotype	Rabbit IgG
Applications	WB IHC ICC
Species Reactivity	Human,Mouse,Rat
Immunogen Description	A synthetic peptide of human VPS4a
Other Names	vacuolar protein sorting 4 homolog A; SKD1; SKD2; VPS4; SKD1A; VPS4-1
Accession No.	Swiss-Prot:Q9UN37 Gene ID:27183
Calculated MW	49 kDa
SDS-PAGE MW	49 kDa
Formulation	50mM Tris-Glycine(pH 7.4), 0.15M NaCl, 40% Glycerol, 0.01% Sodium azide and 0.05% BSA
Storage	Store at 4°C short term. Aliquot and store at -20°C long term. Avoid freeze/thaw cycles.

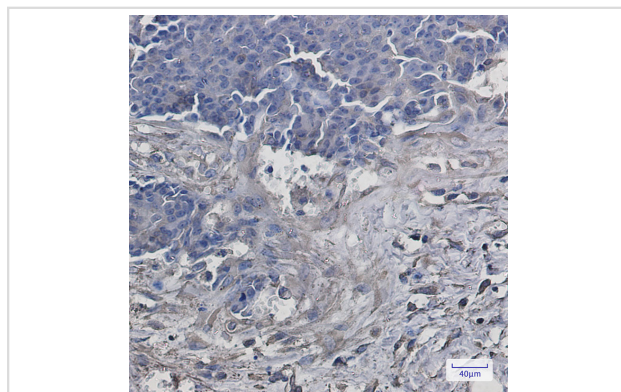
Application Details

WB: 1/500-1/1000IHC: 1/50-1/100ICC: 1/50-1/200

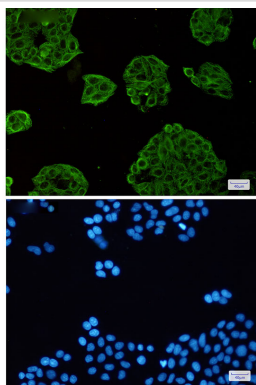
Images



Western blot analysis of VPS4a in K562, rat Brain, C6, 3T3 lysates using VPS4A antibody.



Immunohistochemistry analysis of paraffin-embedded Human breast cancer using VPS4a antibody. High-pressure and temperature Sodium Citrate pH 6.0 was used for antigen retrieval.



Immunocytochemistry analysis of VPS4a(green) in HeLa using VPS4a antibody, and DAPI(blue)

Note: This product is for in vitro research use only and is not intended for use in humans or animals.