

## Keap1 Rabbit mAb

Catalog No: #57379

Package Size: #57379-1 50ul #57379-2 100ul

Orders: order@signalwayantibody.com

Support: tech@signalwayantibody.com


## Description

Product Name	Keap1 Rabbit mAb
Host Species	Rabbit
Clonality	Monoclonal
Isotype	Rabbit IgG
Applications	WB IHC
Species Reactivity	Human,Mouse
Immunogen Description	Recombinant protein of human Keap1
Other Names	INrf2; KLHL19
Accession No.	Swiss-Prot:Q14145 Gene ID:9817
Calculated MW	70 kDa
SDS-PAGE MW	60-64 kDa
Formulation	50mM Tris-Glycine(pH 7.4), 0.15M NaCl, 40% Glycerol, 0.01% Sodium azide and 0.05% BSA
Storage	Store at 4°C short term. Aliquot and store at -20°C long term. Avoid freeze/thaw cycles.

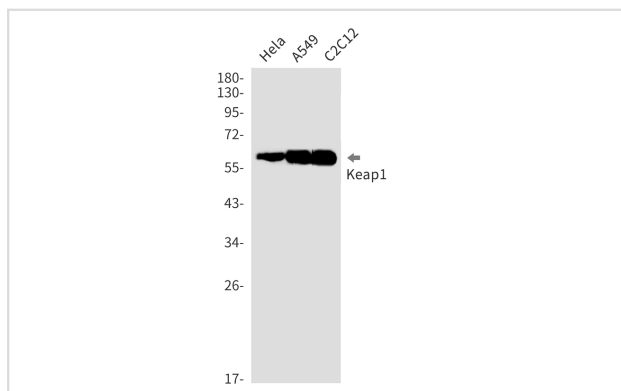
## Application Details

WB: 1/500-1/1000 IHC: 1/50-1/100

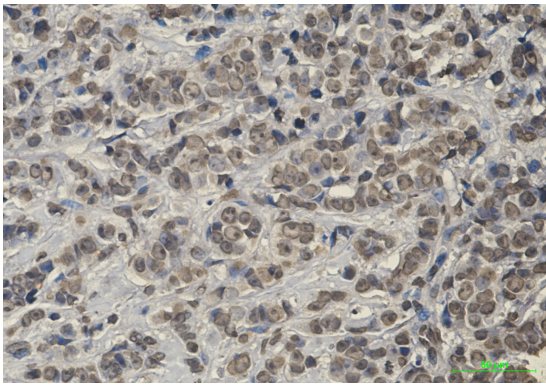
## Images



Western blot analysis of Keap1 in Raw264.7 lysates using Keap1 antibody.



Western blot analysis of Keap1 in HeLa, A549, C2C12 lysates using Keap1 antibody.



Immunohistochemistry analysis of paraffin-embedded Human breast cancer using Keap1 antibody. High-pressure and temperature Sodium Citrate pH 6.0 was used for antigen retrieval.

## Published Papers

et al., Wogonin Diminishes Radioresistance of Breast Cancer via Inhibition of the Nrf2/HIF-1[Formula: see text] Pathway In Am J Chin Med On2023 by Ting Wang , Pinghan Wang et al.. PMID:37903716, (2023)  
[PMID:37903716](#)

Note: This product is for in vitro research use only and is not intended for use in humans or animals.