

## VEGFR2(Ab-951) Antibody

Catalog No: #21079

Package Size: #21079-1 50ul #21079-2 100ul

Orders: [order@signalwayantibody.com](mailto:order@signalwayantibody.com)Support: [tech@signalwayantibody.com](mailto:tech@signalwayantibody.com)

## Description

Product Name	VEGFR2(Ab-951) Antibody
Host Species	Rabbit
Clonality	Polyclonal
Purification	Antibodies were produced by immunizing rabbits with synthetic peptide and KLH conjugates. Antibodies were purified by affinity-chromatography using epitope-specific peptide.
Applications	WB IHC IF
Species Reactivity	Hu
Specificity	The antibody detects endogenous level of total VEGFR2 protein.
Immunogen Type	Peptide-KLH
Immunogen Description	Peptide sequence around aa.949~953 (K-D-Y-V-G) derived from Human VEGFR2.
Target Name	VEGFR2
Other Names	FLK1; KDR; VGFR2; VGR2; kinase insert domain receptor
Accession No.	Swiss-Prot: P35968NCBI Protein: NP_002244.1
Concentration	1.0mg/ml
Formulation	Supplied at 1.0mg/mL in phosphate buffered saline (without Mg <sup>2+</sup> and Ca <sup>2+</sup> ), pH 7.4, 150mM NaCl, 0.02% sodium azide and 50% glycerol.
Storage	Store at -20°C for long term preservation (recommended). Store at 4°C for short term use.

## Application Details

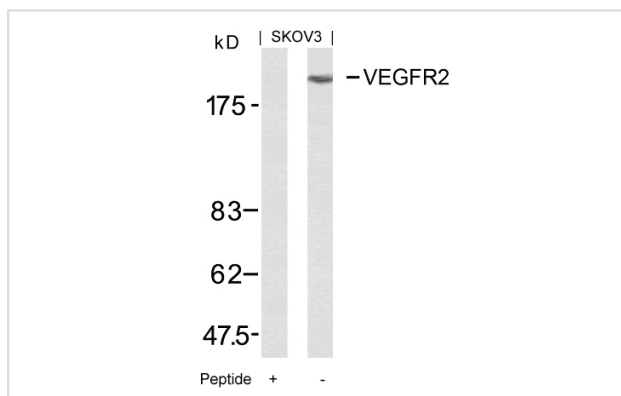
Predicted MW: 230kd

Western blotting: 1:500~1:1000

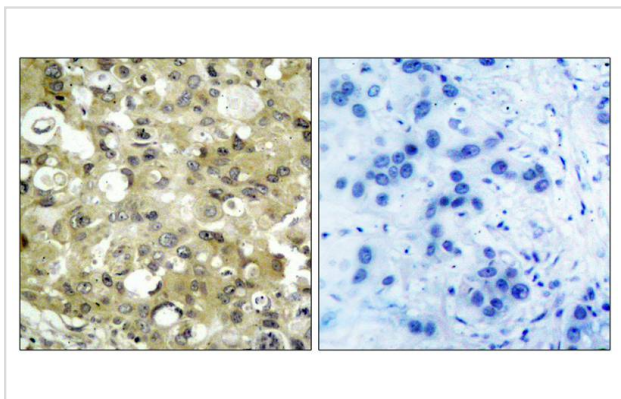
Immunohistochemistry: 1:50~1:100

Immunofluorescence: 1:100~1:200

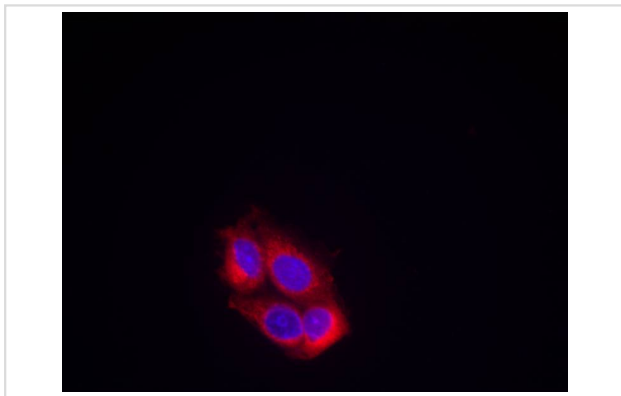
## Images



Western blot analysis of extracts from SKOV3 cells using VEGFR2(Ab-951) Antibody #21079 and the same antibody preincubated with blocking peptide.



Immunohistochemical analysis of paraffin-embedded human breast carcinoma tissue using VEGFR2(Ab-951) Antibody #21079(left) or the same antibody preincubated with blocking peptide(right).



Immunofluorescence staining of methanol-fixed MCF cells using VEGFR2(Ab-951) Antibody #21079.

## Background

Receptor for VEGF or VEGFC. Has a tyrosine-protein kinase activity. The VEGF-kinase ligand/receptor signaling system plays a key role in vascular development and regulation of vascular permeability. In case of HIV-1 infection, the interaction with extracellular viral Tat protein seems to enhance angiogenesis in Kaposi's sarcoma lesions

Zeng H, et al. (2001) J Biol Chem. 276(35): 32714-32719.

Dougher M, et al. (1999) Oncogene. 18(8): 1619-1627.

## Published Papers

el at., Artesunate Inhibits Proliferation and Invasion of Mouse Hemangioendothelioma Cells in vitro and of Tumor Growth in vivo. In Oncol Lett on 2017 Nov by Ning Wang , Hongxia Chen, et al..PMID: 29113263, , (2017)

[PMID:29113263](#)

el at., CD146 acts as a novel receptor for netrin-1 in promoting angiogenesis and vascular development. In Cell Res on 2015 Mar by Wei Chen, Yan Liu et al..PMID:25656845, , (2015)

[PMID:25656845](#)

el at., Maternal protein restriction alters VEGF signaling and decreases pulmonary alveolar in fetal rats. In Int J Clin Exp Pathol on 2014 May 15 by Xiaomei Liu , Yan Lin et al ..PMID: 25031729, , (2014)

[PMID:25031729](#)

el at., Possible involvement of VEGF signaling system in rescuing effect of endogenous acetylcholine on NMDA-induced long-lasting hippocampal cell damage in organotypic hippocampal slice cultures. In Neurochem Int on 2014 Sep by Chikako Inada, Yimin Niu, et al..PMID:24911952, , (2014)

[PMID:24911952](#)

Qi Zhao, Yimin Niu, Kinzo Matsumoto1 el at., Chotosan ameliorates cognitive and emotional deficits in an animal model of type 2 diabetes: possible involvement of cholinergic and VEGF/PDGF mechanisms in the brain., BMC Complementary and Alternative Medicine., 0.630555556(2012)

[PMID:23082896](#)

el at., Chotosan Ameliorates Cognitive and Emotional Deficits in an Animal Model of Type 2 Diabetes: Possible Involvement of Cholinergic and

VEGF/PDGF Mechanisms in the Brain. In BMC Complement Altern Med 2012 Oct 20 by Qi Zhao, Yimin Niu, et al..PMID:23082896, , (2012)

[PMID:23082896](#)

Qi Zhao, Takako Yokozawa, Koichi Tsuneyama et al., Chotosan (Diaoteng San)-induced improvement of cognitive deficits in senescence-accelerated mouse (SAMP8) involves the amelioration of angiogenic/neurotrophic factors and neuroplasticity systems in the brain., Chinese Medicine, Volume 6, Number 1, 33(2011)

[PMID:21943225](#)

et al., Chotosan (Diaoteng San)-induced improvement of cognitive deficits in senescence-accelerated mouse (SAMP8) involves the amelioration of angiogenic/neurotrophic

factors and neuroplasticity systems in the brain. In Chin Med on 2011 Sep 23 by Qi Zhao, Takako Yokozawa, et al..PMID: 21943225, , (2011)

[PMID:21943225](#)

Qi Zhao, TakakoYokozawab, NorikoYamabeb et al., Kangen-karyu improves memory deficit caused by aging through normalization of neuro-plasticity-related signaling system and VEGF system in the brain., Journal of Ethnopharmacology, 131(2):377-385(2010)

[PMID:20637274](#)

et al., Kangen-karyu improves memory deficit caused by aging through normalization of neuro-plasticity-related signaling system and VEGF system in the brain.In J Ethnopharmacol on 2010 Sep 15 by Qi Zhao, Takako Yokozawa,et al..PMID:20637274, , (2010)

[PMID:20637274](#)

---

Note: This product is for in vitro research use only and is not intended for use in humans or animals.