

V5-Tag Mouse Monoclonal Antibody

Catalog No: #T605



Package Size: #T605-1 50ul #T605-2 100ul

Orders: order@signalwayantibody.com

Support: tech@signalwayantibody.com

Description

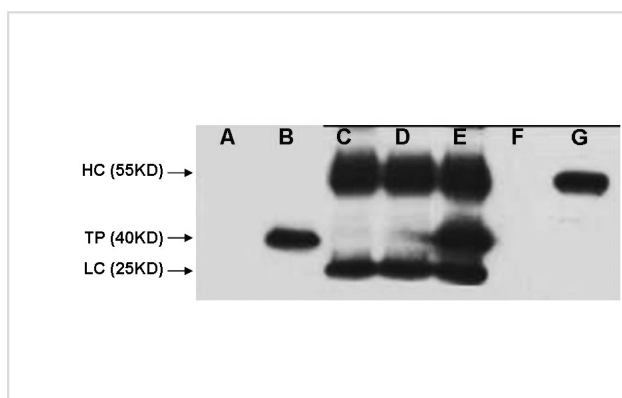
Product Name	V5-Tag Mouse Monoclonal Antibody
Host Species	Mouse
Clonality	Monoclonal
Isotype	IgG1
Purification	Affinity-chromatography
Applications	WB IHC IF IP
Specificity	V5-tag mouse monoclonal antibody detects endogenous levels of internal, C-terminal, and N-terminal V5-tagged proteins.
Immunogen Type	Peptide-KLH
Immunogen Description	A synthetic peptide GKPIPNPLLGLDST coupled to KLH.
Target Name	V5-Tag
SDS-PAGE MW	N/A
Concentration	1.0mg/ml
Formulation	Mouse IgG1 in phosphate buffered saline (without Mg ²⁺ and Ca ²⁺), pH 7.4, 150mM NaCl, 0.02% sodium azide and 50% glycerol.
Storage	Store at -20 °C. Stable for 12 months from date of receipt

Application Details

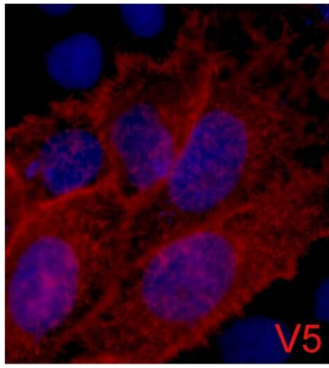
Western blotting 1:3000-1:10000

Immunohistochemistry 1:200

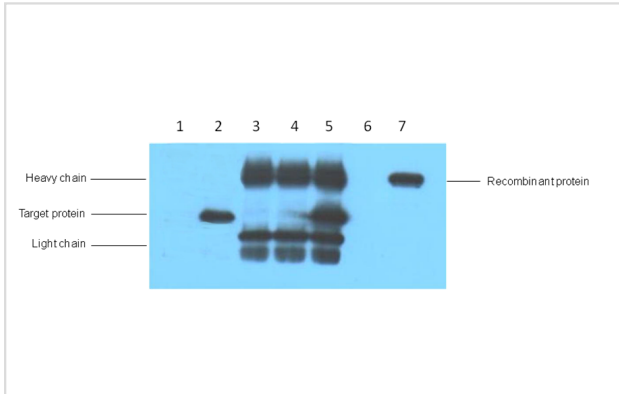
Images



All lanes : V5-tag mouse monoclonal antibody A: HEK 293 cell lysate transfected without V5-tag protein B: HEK 293 cell lysate transfected with V5 -tag protein C: IP (HEK 293 cell without transfected + anti- V5 mAb 4°C overnight) D: IP (PBS + anti- V5 mAb 4°C overnight) E: IP (HEK293 transfected+protein G+anti- V5 mAb 4°C overnight) F: IP (HEK293 transfected+RIPA+Protein G 4°C overnight) G: Multi Tag Recombinant protein (expressed in E.coli) TP=Target Protein HC=Heavy chain LC=Light Chain



IF analysis of 293 cells transfected with a V5-tag protein, using anti-V5Tag Mouse mAb at a 1:2000 dilution (blue DAPI, red anti-V5)



IP antibody used 5ug V5 Mouse IgG1 per ml
 Lysate WB 1:5000 1γ • untransfected 293 cell lysate
 2γ • transfected 293 cell lysate with V5-tag fusion
 protein 3γ • IP(untransfected 293+anti-V5 mAb+Protein G
 agarose) 4γ • IP (transfected 293+ normal Mouse
 IgG+Protein G agarose) 5γ • IP (transfected 293+anti-V5
 mAb+ Protein G agarose) 6γ • IP (transfected 293+Protein
 G) 7γ • Recombinant protein (E.coli)

Background

Background: The V5 epitope tag is derived from a small epitope (Pk) present on the P and V proteins of the paramyxovirus of simian virus 5 (SV5).

Note: This product is for in vitro research use only and is not intended for use in humans or animals.