

## Histone H3K36me3 Polyclonal Antibody

Catalog No: #HW010

Package Size: #HW010-1 50ul #HW010-2 100ul

Orders: order@signalwayantibody.com

Support: tech@signalwayantibody.com


## Description

Product Name	Histone H3K36me3 Polyclonal Antibody
Host Species	Rabbit
Clonality	Polyclonal
Isotype	IgG
Purification	Affinity purification
Applications	WB,IHC,IF
Species Reactivity	Human,Mouse,Rat
Immunogen Type	Peptide
Immunogen Description	A synthetic methylated peptide of human histone H3
Target Name	Histone H3
Modification	Methyl
Other Names	H3.4;H3/g;H3FT;H3t;HIST3H3;Histone H3;HIST1H3A
Accession No.	Uniprot:Q16695GeneID:8290
SDS-PAGE MW	17KDa
Concentration	1.0mg/ml
Formulation	PBS with 0.02% sodium azide,50% glycerol,pH7.3.
Storage	Store at -20°C. Avoid freeze / thaw cycles.

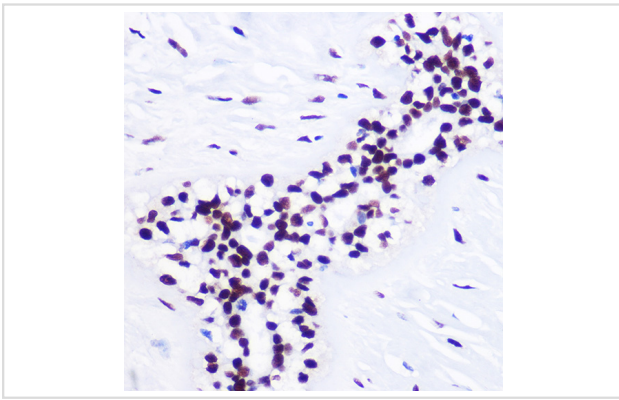
## Application Details

WB □ 1:500 - 1:2000 IHC □ 1:50 - 1:200 IF □ 1:50 - 1:200

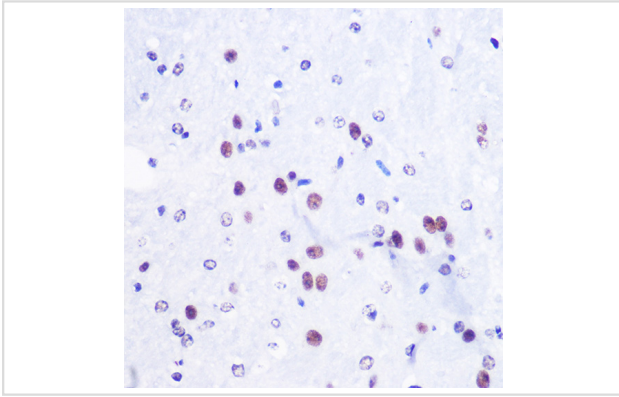
## Images



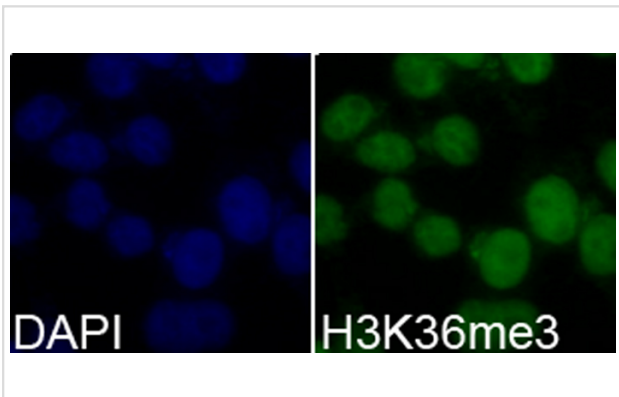
Western blot analysis of extracts of various cell lines, using TriMethyl-Histone H3-K36 antibody.



Immunohistochemistry of paraffin-embedded Human breast cancer using TriMethyl-Histone H3-K36 Rabbit pAb.



Immunohistochemistry of paraffin-embedded Mouse brain using TriMethyl-Histone H3-K36 Rabbit pAb.



Immunofluorescence analysis of 293T cells using TriMethyl-Histone H3-K36 antibody.

## Background

Histones are basic nuclear proteins that are responsible for the nucleosome structure of the chromosomal fiber in eukaryotes. Nucleosomes consist of approximately 146 bp of DNA wrapped around a histone octamer composed of pairs of each of the four core histones (H2A, H2B, H3, and H4). The chromatin fiber is further compacted through the interaction of a linker histone, H1, with the DNA between the nucleosomes to form higher order chromatin structures. This gene is intronless and encodes a replication-dependent histone that is a member of the histone H3 family. Transcripts from this gene lack polyA tails; instead, they contain a palindromic termination element. This gene is located separately from the other H3 genes that are in the histone gene cluster on chromosome 6p22-p21.3.

## Published Papers

el at., JACALIN-LECTIN LIKE1 Regulates the Nuclear Accumulation of GLYCINE-RICH RNA-BINDING PROTEIN7, Influencing the RNA Processing of

FLOWERING LOCUS C Antisense Transcripts and Flowering Time in Arabidopsis. In *Plant Physiol* on 2015 Nov by Jun Xiao, Chunhua Li, et al..PMID:26392261, , (2015)

[PMID:26392261](#)

el at., AtJAC1 regulates nuclear accumulation of GRP7, influencing RNA processing of FLC antisense transcripts and flowering time in Arabidopsis. In *Plant Physiol* on 2015 Nov by Jun Xiao, Chunhua Li, et al..PMID:26392261, , (2015)

---

Note: This product is for in vitro research use only and is not intended for use in humans or animals.