

## MDK Antibody

Catalog No: #32043

Package Size: #32043-1 50ul #32043-2 100ul

Orders: [order@signalwayantibody.com](mailto:order@signalwayantibody.com)Support: [tech@signalwayantibody.com](mailto:tech@signalwayantibody.com)

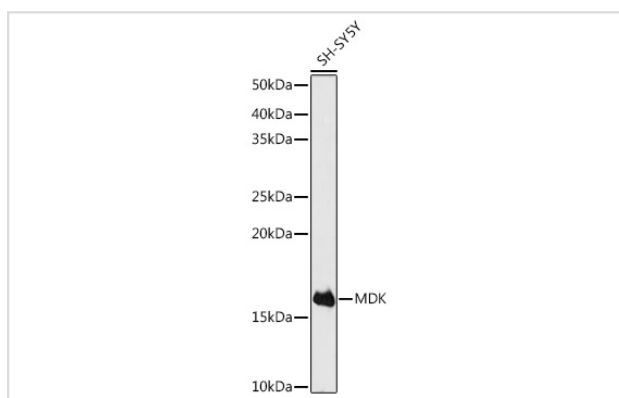
## Description

Product Name	MDK Antibody
Host Species	Rabbit
Clonality	Polyclonal
Isotype	IgG
Purification	Affinity purification
Applications	WB,IF
Species Reactivity	Human,Mouse,Rat
Specificity	The antibody detects endogenous level of total MDK protein.
Immunogen Type	Recombinant Protein
Immunogen Description	Recombinant fusion protein of human MDK (NP_002382.1).
Target Name	MDK
Other Names	MDK;ARAP;MK;NEGF2;midkine
Accession No.	Uniprot:P21741GenelD:4192
SDS-PAGE MW	16KDa
Concentration	1.0mg/ml
Formulation	PBS with 0.02% sodium azide,50% glycerol,pH7.3.
Storage	Store at -20°C. Avoid freeze / thaw cycles.

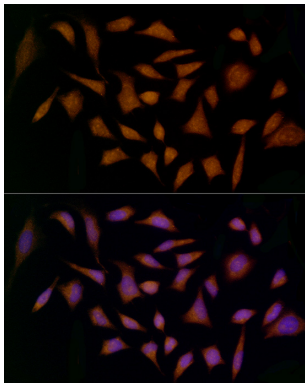
## Application Details

WB □ 1:500 - 1:2000 IF □ 1:50 - 1:200

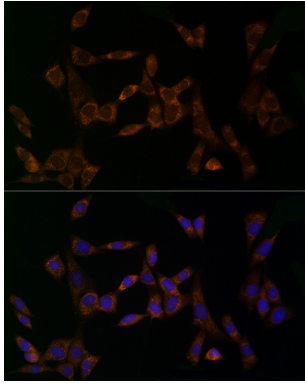
## Images



Western blot analysis of extracts of SH-SY5Y cells, using MDK antibody.



Immunofluorescence analysis of HeLa cells using MDK Rabbit pAb.



Immunofluorescence analysis of NIH/3T3 cells using MDK Rabbit pAb.

## Background

This gene encodes a member of a small family of secreted growth factors that binds heparin and responds to retinoic acid. The encoded protein promotes cell growth, migration, and angiogenesis, in particular during tumorigenesis. This gene has been targeted as a therapeutic for a variety of different disorders. Alternatively spliced transcript variants encoding multiple isoforms have been observed.

Note: This product is for in vitro research use only and is not intended for use in humans or animals.