

KEAP1 Antibody

Catalog No: #32450

Package Size: #32450-1 50ul #32450-2 100ul

Orders: order@signalwayantibody.comSupport: tech@signalwayantibody.com

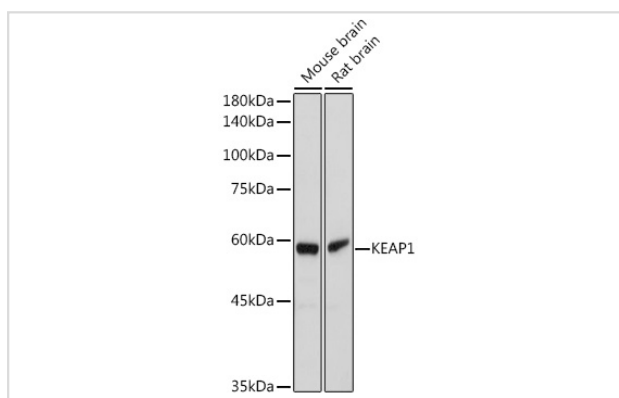
Description

Product Name	KEAP1 Antibody
Host Species	Rabbit
Clonality	Polyclonal
Isotype	IgG
Purification	Affinity purification
Applications	WB,IHC,IF
Species Reactivity	Human,Mouse,Rat
Specificity	The antibody detects endogenous level of total KEAP1 protein.
Immunogen Type	Recombinant Protein
Immunogen Description	Recombinant fusion protein of human KEAP1 (NP_036421.2).
Target Name	KEAP1
Other Names	KEAP1;INrf2;KLHL19
Accession No.	Uniprot:Q14145GeneID:9817
SDS-PAGE MW	60KDa
Concentration	1.0mg/ml
Formulation	PBS with 0.02% sodium azide,50% glycerol,pH7.3.
Storage	Store at -20°C. Avoid freeze / thaw cycles.

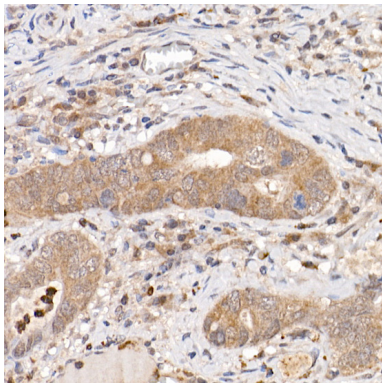
Application Details

WB □ 1:500 - 1:2000 IHC □ 1:50 - 1:200 IF □ 1:50 - 1:200

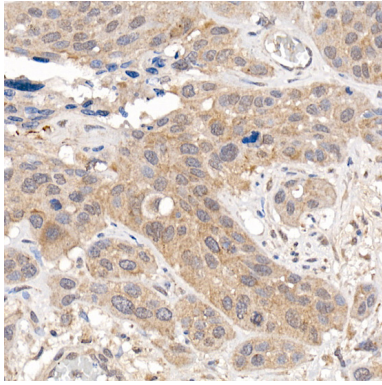
Images



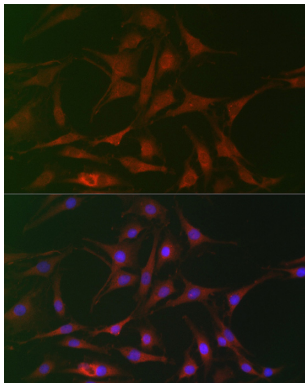
Western blot analysis of extracts of various cell lines, using KEAP1 antibody.



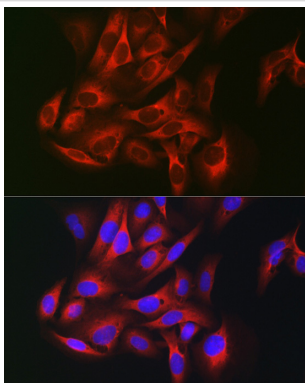
Immunohistochemistry of paraffin-embedded human colon carcinoma using KEAP1 Rabbit pAb.



Immunohistochemistry of paraffin-embedded human esophageal cancer using KEAP1 Rabbit pAb.



Immunofluorescence analysis of C6 cells using KEAP1 Rabbit pAb.



Immunofluorescence analysis of U-2 OS cells using KEAP1 Rabbit pAb.

Background

This gene encodes a protein containing KELCH-1 like domains, as well as a BTB/POZ domain. Kelch-like ECH-associated protein 1 interacts with NF-E2-related factor 2 in a redox-sensitive manner and the dissociation of the proteins in the cytoplasm is followed by transportation of NF-E2-related factor 2 to the nucleus. This interaction results in the expression of the catalytic subunit of gamma-glutamylcysteine synthetase. Two alternatively spliced transcript variants encoding the same isoform have been found for this gene.

Published Papers

el at., c-Myc protects hepatocellular carcinoma cell from ferroptosis induced by glutamine deprivation via upregulating GOT1 and Nrf2InMol Biol RepOn2023 AugbyYuxiang Zhao?1,?Yue Wang et al..PMID:?37358765, , (2023)

[PMID:37358765](#)

Note: This product is for in vitro research use only and is not intended for use in humans or animals.