

TNFSF11 Antibody

Catalog No: #32708



Package Size: #32708-1 50ul #32708-2 100ul

Orders: order@signalwayantibody.com

Support: tech@signalwayantibody.com


Description

Product Name	TNFSF11 Antibody
Host Species	Rabbit
Clonality	Polyclonal
Isotype	IgG
Purification	Affinity purification
Applications	WB,IF
Species Reactivity	Human,Mouse,Rat
Specificity	The antibody detects endogenous level of total TNFSF11 protein.
Immunogen Type	Recombinant Protein
Immunogen Description	Recombinant fusion protein of human RANKL (NP_003692.1).
Target Name	TNFSF11
Other Names	TNFSF11;CD254;ODF;OPGL;OPTB2;RANKL;TNLG6B;TRANCE;hRANKL2;sOdf
Accession No.	Uniprot:O14788GeneID:8600
SDS-PAGE MW	31KDa/45KDa
Concentration	1.0mg/ml
Formulation	PBS with 0.02% sodium azide,50% glycerol,pH7.3.
Storage	Store at -20°C. Avoid freeze / thaw cycles.

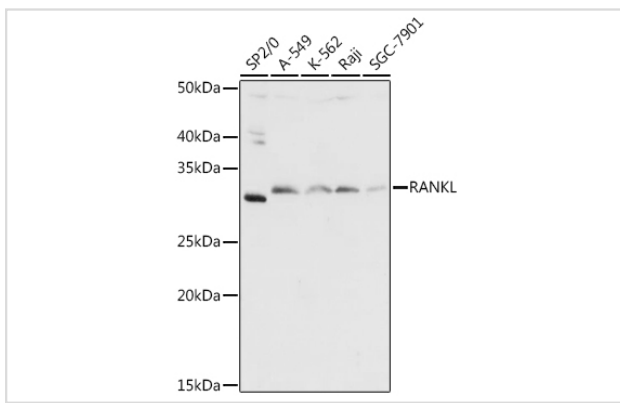
Application Details

WB □ 1:500 - 1:2000 IF □ 1:50 - 1:200

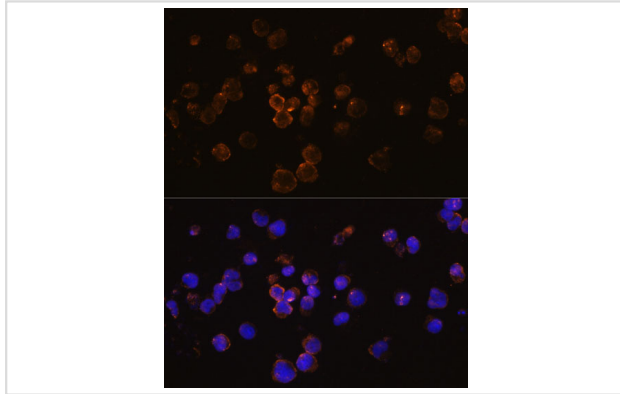
Images



Western blot analysis of extracts of various cell lines, using RANKL antibody.



Western blot analysis of extracts of various cell lines, using RANKL antibody.



Immunofluorescence analysis of Jurkat cells using RANKL antibody.

Background

This gene encodes a member of the tumor necrosis factor (TNF) cytokine family which is a ligand for osteoprotegerin and functions as a key factor for osteoclast differentiation and activation. This protein was shown to be a dendritic cell survival factor and is involved in the regulation of T cell-dependent immune response. T cell activation was reported to induce expression of this gene and lead to an increase of osteoclastogenesis and bone loss. This protein was shown to activate antiapoptotic kinase AKT/PKB through a signaling complex involving SRC kinase and tumor necrosis factor receptor-associated factor (TRAF) 6, which indicated this protein may have a role in the regulation of cell apoptosis. Targeted disruption of the related gene in mice led to severe osteopetrosis and a lack of osteoclasts. The deficient mice exhibited defects in early differentiation of T and B lymphocytes, and failed to form lobulo-alveolar mammary structures during pregnancy. Two alternatively spliced transcript variants have been found.

Note: This product is for in vitro research use only and is not intended for use in humans or animals.