

# MMP2 Antibody

Catalog No: #33114



Package Size: #33114-1 50ul #33114-2 100ul

Orders: [order@signalwayantibody.com](mailto:order@signalwayantibody.com)

Support: [tech@signalwayantibody.com](mailto:tech@signalwayantibody.com)

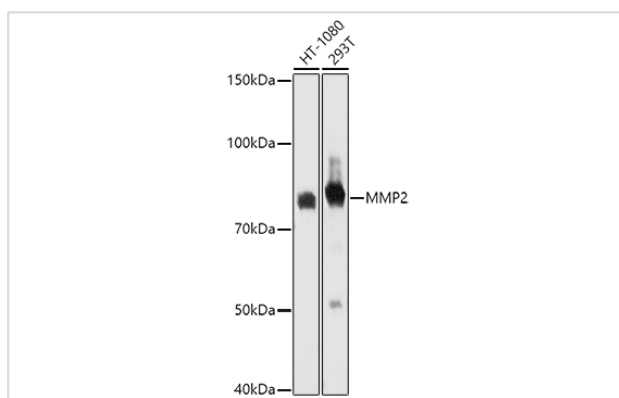
## Description

Product Name	MMP2 Antibody
Host Species	Rabbit
Clonality	Polyclonal
Isotype	IgG
Purification	Affinity purification
Applications	WB,IHC,IF
Species Reactivity	Human,Mouse,Rat
Specificity	The antibody detects endogenous level of total MMP2 protein.
Immunogen Type	Recombinant Protein
Immunogen Description	Recombinant fusion protein of human MMP2 (NP_004521.1).
Target Name	MMP2
Other Names	CLG4;CLG4A;MMP-2;MMP-II;MONA;TBE-1;MMP2
Accession No.	Uniprot:P08253GenelD:4313
SDS-PAGE MW	72KDa
Concentration	1.0mg/ml
Formulation	PBS with 0.02% sodium azide,50% glycerol,pH7.3.
Storage	Store at -20°C. Avoid freeze / thaw cycles.


## Application Details

WB 1:500 - 1:2000 IHC 1:50 - 1:200 IF 1:50 - 1:200

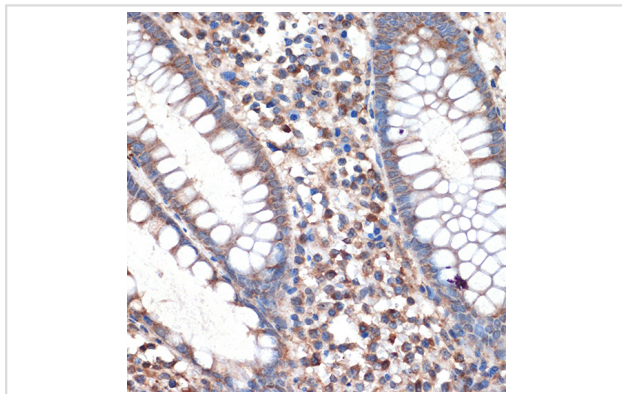
## Images



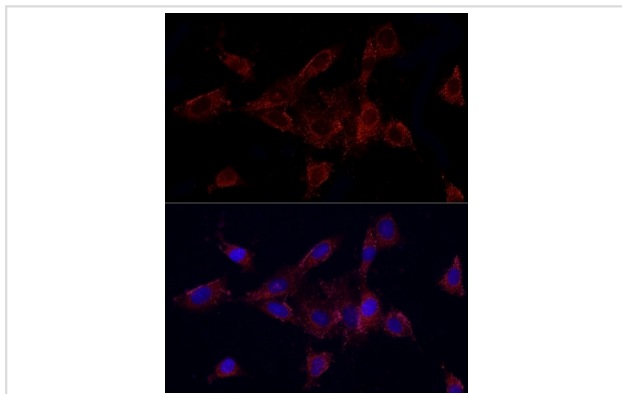
Western blot analysis of extracts of various cell lines, using MMP2 antibody.



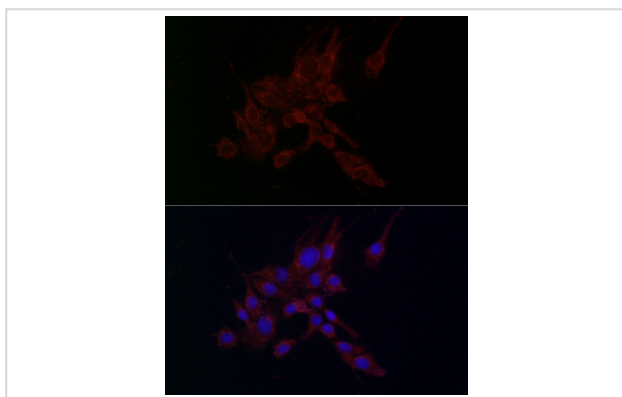
Western blot analysis of extracts of various cell lines, using MMP2 antibody.



Immunohistochemistry of paraffin-embedded human appendix using MMP2 antibody.



Immunofluorescence analysis of NIH/3T3 cells using MMP2 antibody.



Immunofluorescence analysis of PC-12 cells using MMP2 antibody.

## Background

This gene is a member of the matrix metalloproteinase (MMP) gene family, that are zinc-dependent enzymes capable of cleaving components of the extracellular matrix and molecules involved in signal transduction. The protein encoded by this gene is a gelatinase A, type IV collagenase, that contains three fibronectin type II repeats in its catalytic site that allow binding of denatured type IV and V collagen and elastin. Unlike most MMP family members, activation of this protein can occur on the cell membrane. This enzyme can be activated extracellularly by proteases, or, intracellularly by its S-glutathiolation with no requirement for proteolytical removal of the pro-domain. This protein is thought to be involved in multiple pathways including roles in the nervous system, endometrial menstrual breakdown, regulation of vascularization, and metastasis. Mutations in this gene have been associated with Winchester syndrome and Nodulosis-Arthropathy-Osteolysis (NAO) syndrome. Alternative splicing results in multiple transcript

variants encoding different isoforms.

## Published Papers

---

et al., Long non-coding RNA PVT1 promotes tumor progression by regulating the miR-143/HK2 axis In gallbladder cancer. In Mol Cancer on 2019 Mar 2 by Chen J, Yu Y, et al.. PMID: 30825877, , (2019)

[PMID:30825877](#)

et al., A thiazole-derived oridonin analogue exhibits antitumor activity by directly and allosterically inhibiting STAT3. In J Biol Chem on 2019 Nov 15; by Shen X, Zhao L, et al.. PMID:31594861, , (2019)

[PMID:31594861](#)

---

Note: This product is for in vitro research use only and is not intended for use in humans or animals.