

## MCL1 Antibody

Catalog No: #33430

Package Size: #33430-1 50ul #33430-2 100ul

Orders: [order@signalwayantibody.com](mailto:order@signalwayantibody.com)Support: [tech@signalwayantibody.com](mailto:tech@signalwayantibody.com)

## Description

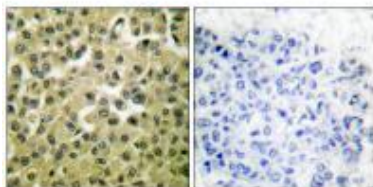
Product Name	MCL1 Antibody
Host Species	Rabbit
Clonality	Polyclonal
Purification	The antibody was affinity-purified from rabbit antiserum by affinity-chromatography using epitope-specific immunogen.
Applications	WB IHC
Species Reactivity	Hu Ms Rt
Specificity	The antibody detects endogenous levels of total MCL1 protein.
Immunogen Type	Peptide
Immunogen Description	Synthesized peptide derived from human MCL1.
Target Name	MCL1
Other Names	EAT/MCL-1 protein; Induced myeloid leukemia cell differentiation protein Mcl-1; Myeloid cell leukemia sequence 1.;
Accession No.	Swiss-Prot: Q07820NCBI Gene ID: 4170
SDS-PAGE MW	37kd
Concentration	1.0mg/ml
Formulation	Rabbit IgG in phosphate buffered saline (without Mg <sup>2+</sup> and Ca <sup>2+</sup> ), pH 7.4, 150mM NaCl, 0.02% sodium azide and 50% glycerol.
Storage	Store at -20°C

## Application Details

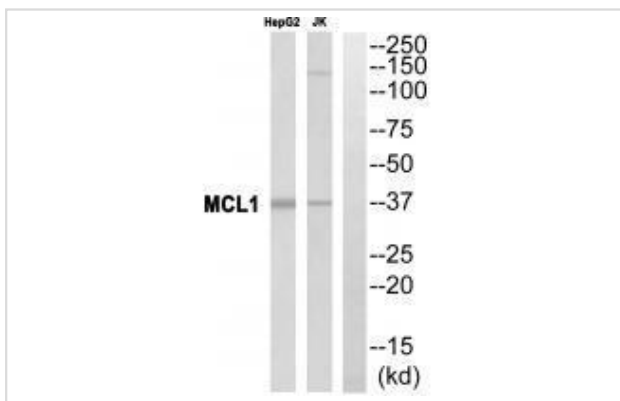
Western blotting: 1:500~1:3000

Immunohistochemistry: 1:50~1:100

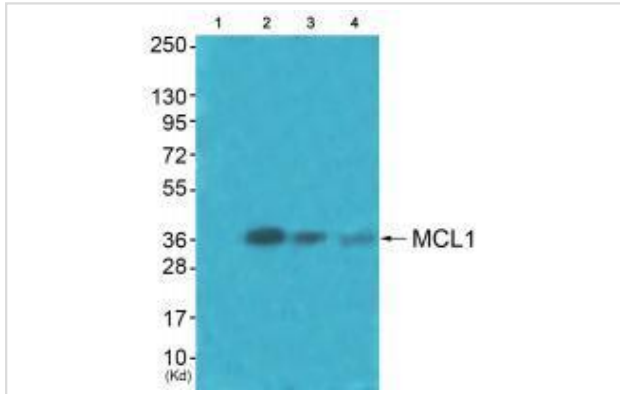
## Images



Immunohistochemical analysis of paraffin-embedded human breast carcinoma tissue using MCL1 antibody #33430.



Western blot analysis of extracts from HuvEc cells, using MCL1 antibody #33430.



Western blot analysis of extracts from HuvEc cells (Lane 2), JK cells (Lane 3) and cos-7 cells (Lane 4), using MCL1 antibody #33430. The lane on the left is treated with synthesized peptide.

## Background

Involved in the regulation of apoptosis versus cell survival, and in the maintenance of viability but not of proliferation. Mediates its effects by interactions with a number of other regulators of apoptosis. Isoform 1 inhibits apoptosis. Isoform 2 promotes apoptosis.

Alfredo De Biasio, J. Biol. Chem., Jun 2007; 10.1074.

Potchanapond Graidist, J. Biol. Chem., Sep 2004; 279: 40868 - 40875.

Kenichi Fujise, J. Biol. Chem., Dec 2000; 275: 39458.

Di Zhang, J. Biol. Chem., Sep 2002; 277: 37430 - 37438.

## Published Papers

et al., Targeting p53 via JNK pathway: a novel role of RITA for apoptotic signaling in multiple myeloma. In PLoS One on 2012 by Manujendra N Saha, Hua Jiang, et al..PMID:

22276160, (2012)

[PMID:22276160](https://pubmed.ncbi.nlm.nih.gov/22276160/)

Note: This product is for in vitro research use only and is not intended for use in humans or animals.