

AQP5 Rabbit Polyclonal Antibody

Catalog No: #29573



Package Size: #29573-1 50ul #29573-2 100ul

Orders: order@signalwayantibody.com
Support: tech@signalwayantibody.com

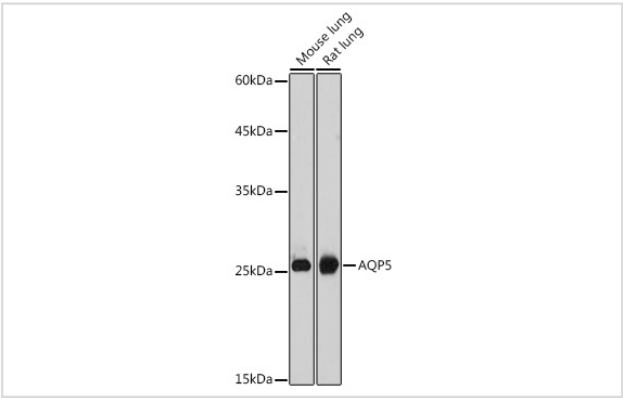
Description

Product Name	AQP5 Rabbit Polyclonal Antibody
Host Species	Rabbit
Clonality	Polyclonal
Isotype	IgG
Purification	Affinity purification
Applications	WB,IF
Species Reactivity	Human;Mouse;Rat
Immunogen Description	A synthetic peptide of human AQP5 (NP_001642.1).
Conjugates	Unconjugated
Other Names	AQP5;AQP-5;PPKB
Accession No.	Uniprot:P55064GenelD:362
Calculated MW	28kDa
SDS-PAGE MW	28KDa
Formulation	PBS with 0.02% sodium azide,50% glycerol,pH7.3.
Storage	Store at -20°C. Avoid freeze / thaw cycles.

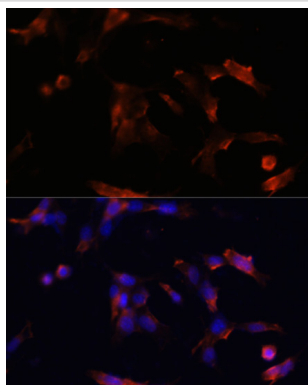
Application Details

WB 1:500 - 1:2000IF 1:50 - 1:200

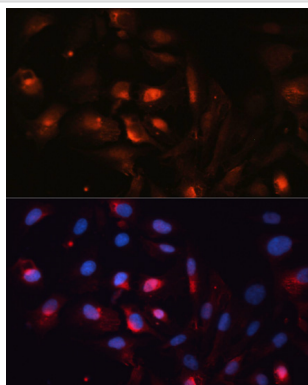
Images



Western blot analysis of extracts of various cell lines, using AQP5 antibody.



Immunofluorescence analysis of NIH/3T3 cells using AQP5 antibody.



Immunofluorescence analysis of U2OS cells using AQP5 antibody.

Background

Aquaporin 5 (AQP5) is a water channel protein. Aquaporins are a family of small integral membrane proteins related to the major intrinsic protein (MIP or AQP0). Aquaporin 5 plays a role in the generation of saliva, tears and pulmonary secretions. AQP0, AQP2, AQP5, and AQP6 are closely related and all map to 12q13.

Published Papers

el at., A Novel Airway-Organoid Model Based on a Nano-Self-Assembling Peptide: Construction and Application in Adenovirus Infection StudiesIn Int J NanomedicineOn2023 Sep 13byYun-E Xu , Di-Shu Ao et al..PMID:37727651, , (2023)

[PMID:37727651](#)

Note: This product is for in vitro research use only and is not intended for use in humans or animals.