

## PRDX3 antibody

Catalog No: #38567

Package Size: #38567-1 50ul #38567-2 100ul

Orders: [order@signalwayantibody.com](mailto:order@signalwayantibody.com)Support: [tech@signalwayantibody.com](mailto:tech@signalwayantibody.com)

## Description

Product Name	PRDX3 antibody
Host Species	Rabbit
Clonality	Polyclonal
Purification	Affinity purification
Applications	WB,IF
Species Reactivity	Human;Mouse;Rat
Specificity	The antibody detects endogenous level of total PRDX3 protein.
Immunogen Type	Peptide
Immunogen Description	Recombinant fusion protein containing a sequence of PRDX3.
Conjugates	Unconjugated
Target Name	PRDX3
Other Names	AOP1; MER5; AOP-1; SP-22; HBC189; PRO1748; prx-III;
Accession No.	Swiss-Prot#: P30048NCBI Gene ID: 10935
SDS-PAGE MW	28kd
Concentration	1.0mg/ml
Formulation	PBS with 0.01% thimerosal,50% glycerol,pH7.3.
Storage	Store at -20°C. Avoid freeze / thaw cycles.

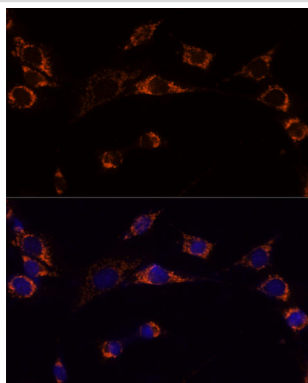
## Application Details

Western blotting: □1:500 - 1:2000

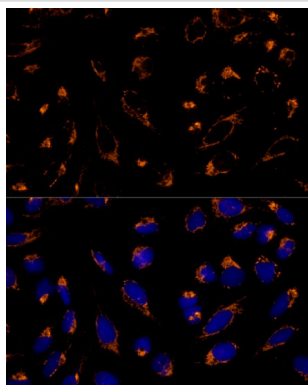
Immunohistochemistry: □1:50 - 1:200

Immunofluorescence: □1:50 - 1:200

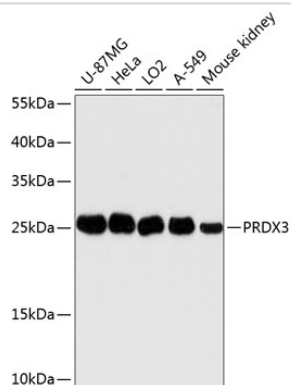
## Images



Immunofluorescence analysis of NIH-3T3 cells using PRDX3 Polyclonal antibody at dilution of 1:100 (40x lens). Blue: DAPI for nuclear staining.



Immunofluorescence analysis of U-2 OS cells using PRDX3 Polyclonal antibody at dilution of 1:100 (40x lens). Blue: DAPI for nuclear staining.



Western blot analysis of extracts of various cell lines, using PRDX3 antibody at 1:3000 dilution.

## Background

This gene encodes a protein with antioxidant function and is localized in the mitochondrion. This gene shows significant nucleotide sequence similarity to the gene coding for the C22 subunit of *Salmonella typhimurium* alkylhydroperoxide reductase. Expression of this gene product in *E. coli* deficient in the C22-subunit gene rescued resistance of the bacteria to alkylhydroperoxide. The human and mouse genes are highly conserved, and they map to the regions syntenic between mouse and human chromosomes. Sequence comparisons with recently cloned mammalian homologues suggest that these genes consist of a family that is responsible for regulation of cellular proliferation, differentiation, and antioxidant functions. Two transcript variants encoding two different isoforms have been found for this gene.

## Published Papers

el at., The effect of exposure time and concentration of airborne PM2.5 on lung Injury In mice: A transcriptome analysis. In *Redox Biol* on 2019 Sep by Wang H, Shen X et al..PMID:31279222, , (2019)

[PMID:31279222](#)

el at., DDAH1 Protects against Cardiotoxin-Induced Muscle Injury and Regeneration In Antioxidants (Basel)On2023 Sep 13byFei Feng , Bingqing Cui et al..PMID:37760057, , (2023)

[PMID:37760057](#)

el at., Aerobic Exercise Protects against Cardiotoxin-Induced Skeletal Muscle Injury in a DDAH1-Dependent Manner. In *Antioxidants (Basel)* on 2024 Sep 1 by Fei Feng, Kai Luo, et al..PMID:39334728, , (2024)

[PMID:39334728](#)

Note: This product is for in vitro research use only and is not intended for use in humans or animals.