

STAT1 Polyclonal Antibody

Catalog No: #41462



Package Size: #41462-1 50ul #41462-2 100ul

Orders: order@signalwayantibody.comSupport: tech@signalwayantibody.com


Description

Product Name	STAT1 Polyclonal Antibody
Host Species	Rabbit
Clonality	Polyclonal
Purification	The antibody was affinity-purified from rabbit antiserum by affinity-chromatography using epitope-specific immunogen.
Applications	WB;IHC;IF;IP;ELISA
Species Reactivity	Human;Mouse;Rat;Monkey
Specificity	Stat1 Polyclonal Antibody detects endogenous levels of Stat1 protein.
Immunogen Description	Synthesized peptide derived from human Stat1 around the non-phosphorylation site of Y701.
Conjugates	Unconjugated
Target Name	Stat1
Other Names	STAT1; Signal transducer and activator of transcription 1-alpha/beta; Transcription factor ISGF-3 components p91/p84
Accession No.	Swiss-Prot: P42224NCBI Gene ID: 6772
Calculated MW	84kDa
SDS-PAGE MW	84,91kDa
Concentration	1mg/ml
Formulation	Liquid in PBS containing 50% glycerol, 0.5% BSA and 0.02% sodium azide.
Storage	Store at -20°C/1 year

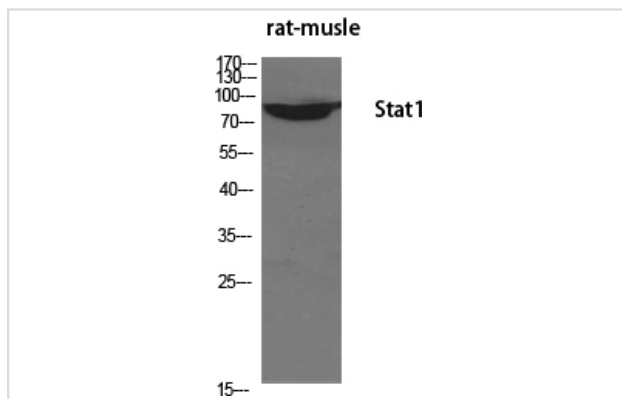
Application Details

WB 1:1000-2000; IHC 1:50-300; IF 1:50-300; IP 1:50-1:200; ELISA 1:5000-1:20000;

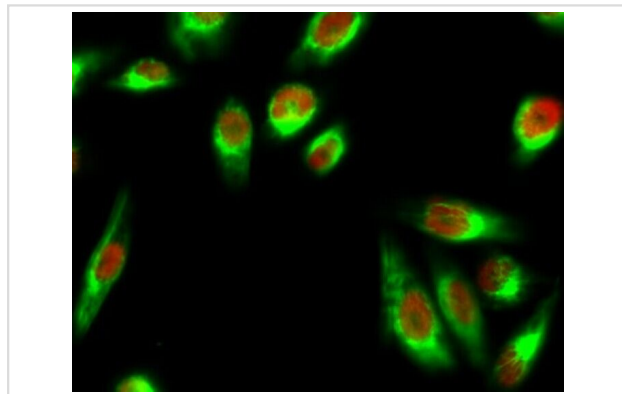
Images



Western Blot analysis of COS7 cells using Stat1 Polyclonal Antibody



Western Blot analysis of RAT-MUSCLE cells using Stat1 Polyclonal Antibody



Immunofluorescence analysis of Hela cell.

Published Papers

el at., Inhibition of TPL2 by interferon- α suppresses bladder cancer through activation of PDE4D. In J Exp Clin Cancer Res. On 2018 Nov 27 by Qiang Z, Zhou ZY et al.. PMID: 30482227, , (2018)

[PMID:30482227](#)

Rui Yang;Meng-Yan Deng;Lu-Kui Yang;Guan-Zhe Wang;Jun Ma;Qiang Wen;Na Gao;Hai-Ling Qiao el at., Identification of Cytochrome P450 2E1 as a Novel Target in Neuroinflammation and Development of Its Inhibitor Q11 as a Treatment Strategy., , (2025)

[PMID:40122152](#)

Note: This product is for in vitro research use only and is not intended for use in humans or animals.