

PD-L1 Antibody

Catalog No: #P1013

Package Size: #P1013 0.1m



Orders: order@signalwayantibody.com
Support: tech@signalwayantibody.com

Description

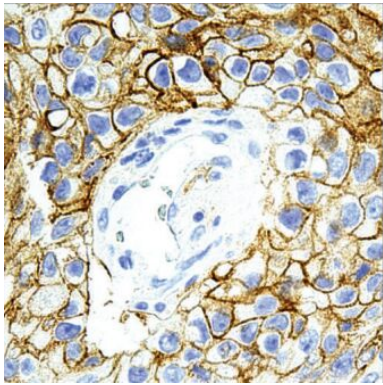
Product Name	PD-L1 Antibody
Host Species	Rabbit
Clonality	Monoclonal
Clone No.	IHC411
Applications	IHC
Species Reactivity	Human
Formulation	Tris Buffer, pH 7.3 - 7.7, with 1% BSA and
Storage	Store at 2-8C. Do not freeze.

Application Details

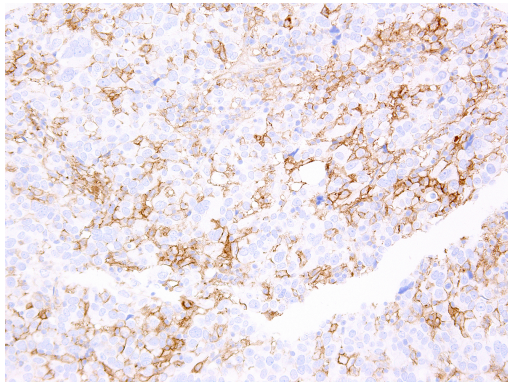
Recommended

working dilution range:1:100 - 1:200

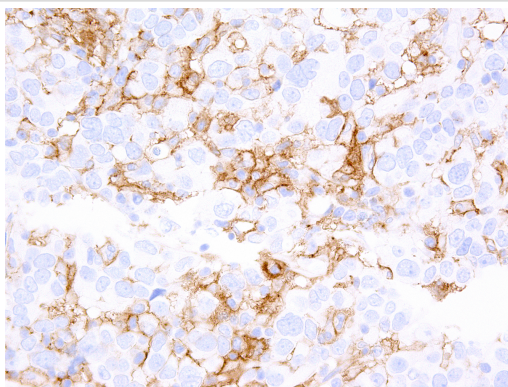
Images



PD-L1 Antibody (P1013) on Lung cancer



PD-L1 Antibody (P1013) on Lung Cancer - 20X



PD-L1 Antibody (P1013) on Lung Cancer - 40X

Product Description

Programmed Death-Ligand 1 (PD-L1), also known as CD274 or B7 Homolog 1 (B7-H1), is a transmembrane protein involved in suppressing the immune system and rendering tumor cells resistant to CD8+ T cell-mediated lysis through binding of the Programmed Death-1 (PD-1) receptor. Overexpression of PD-L1 may allow cancer cells to evade the actions of the host immune system. In renal cell carcinoma, upregulation of PD-L1 has been linked to increased tumor aggressiveness and risk of death, and, in ovarian cancer, higher expression of this protein has lead to significantly poorer prognosis. PD-L1 has also been linked to systemic lupus erythematosus and cutaneous melanoma. When considered in adjunct with CD8+ tumor-infiltrating lymphocyte density, expression levels of PD-L1 may be a useful predictor of multiple cancer types, including stage III non-small cell lung cancer, hormone receptor negative breast cancer, and sentinel lymph node melanoma.

References

- Ostrand-Rosenberg S, et al. J Immunol. 2014; 193:3835-41.
- Tokito T, et al. Eur J Cancer. 2016; 55:7-14.
- Park IH, et al. Clin Breast Cancer. 2016; 16:51-8.
- Kakavand H, et al. Mod Pathol. 2015; 28: 1535-44.
- Xia B, et al. Immunotherapy. 2016; 8:279-98.
- Patel SP, et al. Mol Cancer Ther. 2015; 14:847-56.
- Singh BP, et al. Cancers (Basel). 2016; 8.
- Chemnitz JM, et al. J Immunol. 2004; 173:945C54.
- Thompson RH, et al. Proc Natl Acad Sci USA. 2004; 101:17174C9.
- Hamanishi J, et al. Proc Natl Acad Sci USA. 2007; 104:3360C5.
- Mozaffarian N, et al. Rheumatology, 2008; 47:1335C41.

Note: This product is for in vitro research use only and is not intended for use in humans or animals.