Anti-Human MUC-1 (Tn/STn) Recombinant Antibody

Catalog No: #V8015

Package Size: #V8015-1 50ug #V8015-2 100ug

Orders: order@signalwayantibody.com
Support: tech@signalwayantibody.com

Description

Product Name	Anti-Human MUC-1 (Tn/STn) Recombinant Antibody
Host Species	Human
Clonality	Monoclonal
Clone No.	GL2062
Isotype	IgG1
Purification	Protein A/G purified from cell culture supernatant.
Applications	ELISA, FCM, IHC, WB
Species Reactivity	Human
Conjugates	Unconjugated
Target Name	Breast carcinoma-associated antigen DF3, CA 15-3, CD227, Cancer antigen 15-3, Carcinoma-associated mucin, EMA, Episialin, H23AG, KL-6, Krebs von den Lungen-6, MUC-1, MUC1, MUC1-CT, MUC1-NT, MUC1-alpha, MUC1-beta, Mucin-1, Mucin-1 subunit alpha, Mucin-1 subunit beta, PEM, PEMT, PUM, Peanut-reactive urinary mucin, Polymorphic epithelial mucin, Tumor-associated epithelial membrane antigen, Tumor-associated mucin
Accession No.	P15941
Formulation	0.01M PBS pH 7.4.
Storage	Use a manual defrost freezer and avoid repeated freeze thaw cycles. Store at 2 to 8°C for frequent use. Store at -20 to -80°C for twelve months from the date of receipt.

Application Details

Purity:>95% as determined by SDS-PAGE.

Images

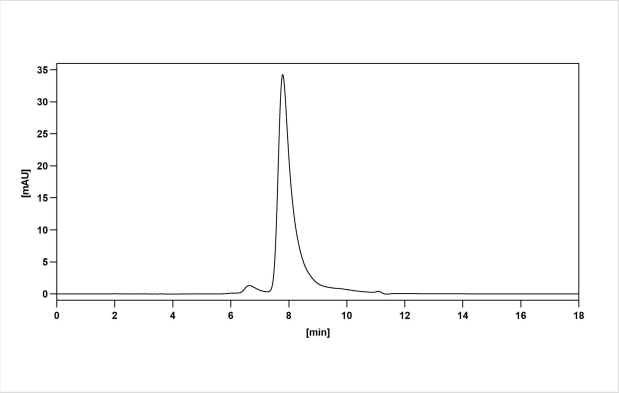

SEC-HPLC detection for Anti-Human MUC1-Tn/STn Antibody
.

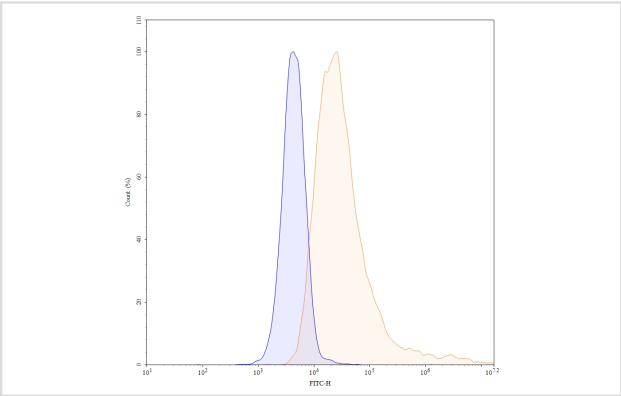

Flow-cytometry using anti-human CD227 antibody. Untransfected cells (blue Histogram) and Transfected cells (Yellow Histogram) were stained with an anti-human CD227 monoclonal antibody at a concentration of 5 µg/ml for 30 mins at RT. After washing, bound antibody was detected using a Goat Anti-Human IgG H&L Polyclonal Antibody, FITC (abinScience: HF690414) and cells analysed on a NovoCyte Flow Cytometer.

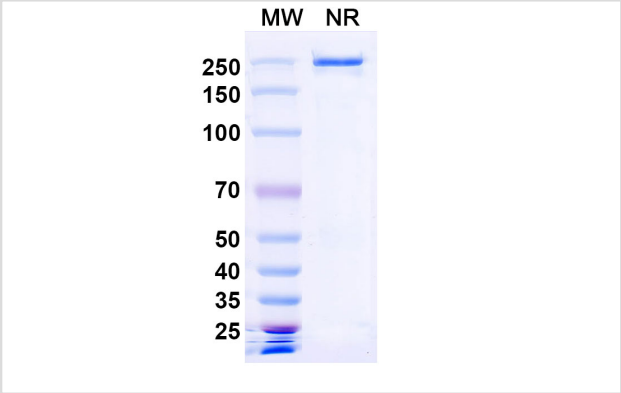

SDS-PAGE for Anti-Human MUC1-Tn/STn Antibody

Note: This product is for in vitro research use only and is not intended for use in humans or animals.